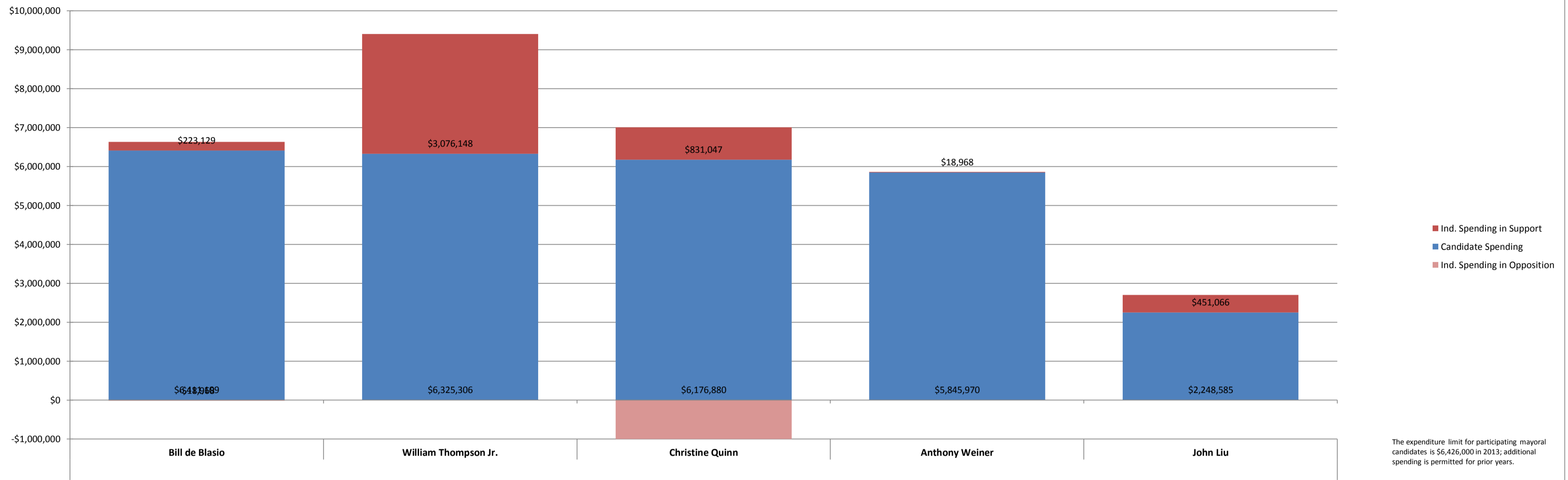


### Independent and Candidate Spending - Mayor

Top 5 Democratic Primary Candidates by Candidate Spending



The expenditure limit for participating mayoral candidates is \$6,426,000 in 2013; additional spending is permitted for prior years.

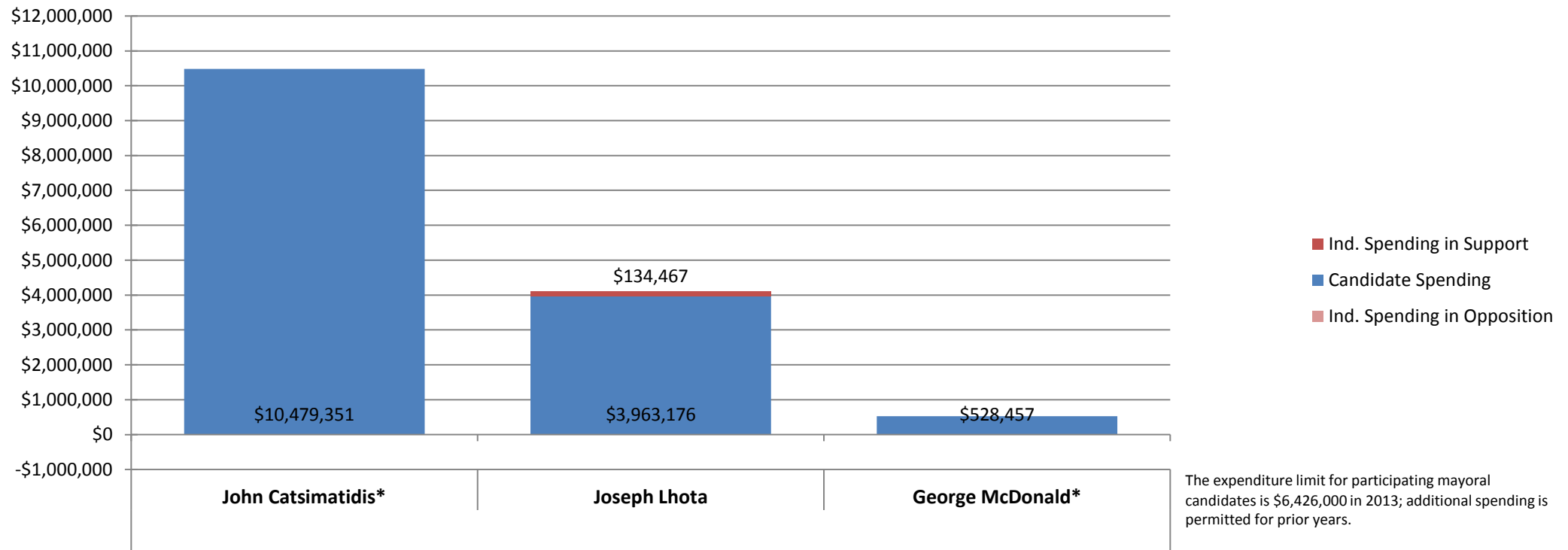
Reported non-exempt primary spending through 9/10/13. Candidate data as of 1/11/14; Independent spender data as of 11/28/13. \* = indicates non-participant.

Independent and Candidate Spending - Mayor Top 5 Democratic Primary Candidates by Candidate Spending				Independent Spenders																								
Reported non-exempt primary spending through 9/10/13. Candidate data as of 1/11/14; Independent spender data as of 11/28/13. * = indicates non-participant.																												
Mayor	Candidate	Ind. Spending in Support	Ind. Spending in Opposition	United for the Future	Hotel Workers for a Stronger Middle Class	Unidos para Comunidades Trabajadoras	Correction Officers' Benevolent Assn	UFA 1199 SEIU Fire PAC	People for a Better NY	NYCLASS	UEPI	Empire State 32BJ SEIU PAC	UFOA COPE Fund	Pledge 2 Protect PAC	DC37 PAC	UEMSOU	Nurses Assn	United Workers of NY	Fighting for our Future	Jim Owles Dem Club	TWU Local 100 Political Action	Americans for Economic Justice	Coalition to Ban Horse-Drawn Carriages	Lex Dems 2013	Planned Parenthood Local of NYC Pol Comm			
Bill de Blasio	\$6,411,109	\$223,129	-\$18,968				204,132										14,990		9,799		1,734	2,808		2,132	1,875			
William Thompson Jr.	\$6,325,306	\$3,076,148	-\$1,001,161	2,718,774				201,183		91,237									5,100							1,844	1,606	
Christine Quinn	\$6,176,880	\$831,047	-\$1,001,161		-856,762	410,121	310,000																					
Anthony Weiner	\$5,845,970	\$18,968																										
John Liu	\$2,248,585	\$451,066					241,000			135,800																	1,214	
<b>Total Spending</b>	<b>\$27,007,850</b>	<b>\$4,600,358</b>	<b>-\$1,020,129</b>	2,718,774	856,762	410,121	310,000	241,000	204,132	201,183	135,800	123,797	91,237	79,834	22,542	75,872	73,052	31,645	14,990	9,799	5,100	3,368	2,808	2,132	1,875	1,844	1,214	1,606
<b>% of Candidate Spending</b>		<b>17%</b>	<b>4%</b>	10%	3%	2%	1%	1%	1%	1%	1%	<1%	<1%	<1%	<1%	<1%	<1%	<1%	<1%	<1%	<1%	<1%	<1%	<1%	<1%	<1%	<1%	<1%

Winner shown in bold

## Independent and Candidate Spending - Mayor

### Republican Primary Candidates by Candidate Spending

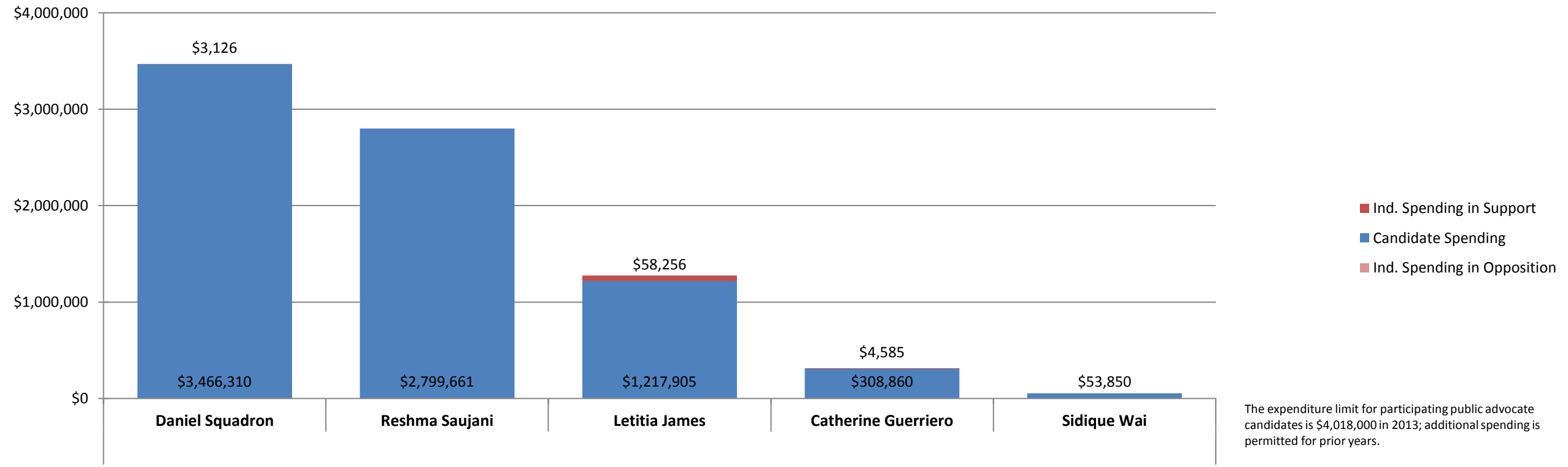


Reported non-exempt primary spending through 9/10/13. Candidate data as of 1/11/14; Independent spender data as of 11/28/13. \* = indicates non-participant.

Independent and Candidate Spending - Mayor Republican Primary Candidates by Candidate Spending				Independent Spenders	
Reported non-exempt primary spending through 9/10/13. Candidate data as of 1/11/14; Independent spender data as of 11/28/13. * = indicates non-participant.					
Mayor	Candidate Spending	Ind. Spending in Support	Ind. Spending in Opposition	<a href="#">Kings County</a> <a href="#">New Yorkers for Proven Leadership</a>	<a href="#">Conservative Party</a> <a href="#">Campaign</a>
John Catsimatidis*	\$10,479,351				
<b>Joseph Lhota</b>	\$3,963,176	\$134,467		134,151	316
George McDonald*	\$528,457				
Total Spending	\$14,970,984	\$134,467		134,151	316
% of Candidate Spending		1%		1%	<1%

*Winner shown in bold*

### Independent and Candidate Spending - Public Advocate Democratic Primary Candidates by Candidate Spending



Reported non-exempt primary spending through 9/10/13. Candidate data as of 1/11/14; Independent spender data as of 11/28/13. \* = indicates non-participant.

The expenditure limit for participating public advocate candidates is \$4,018,000 in 2013; additional spending is permitted for prior years.

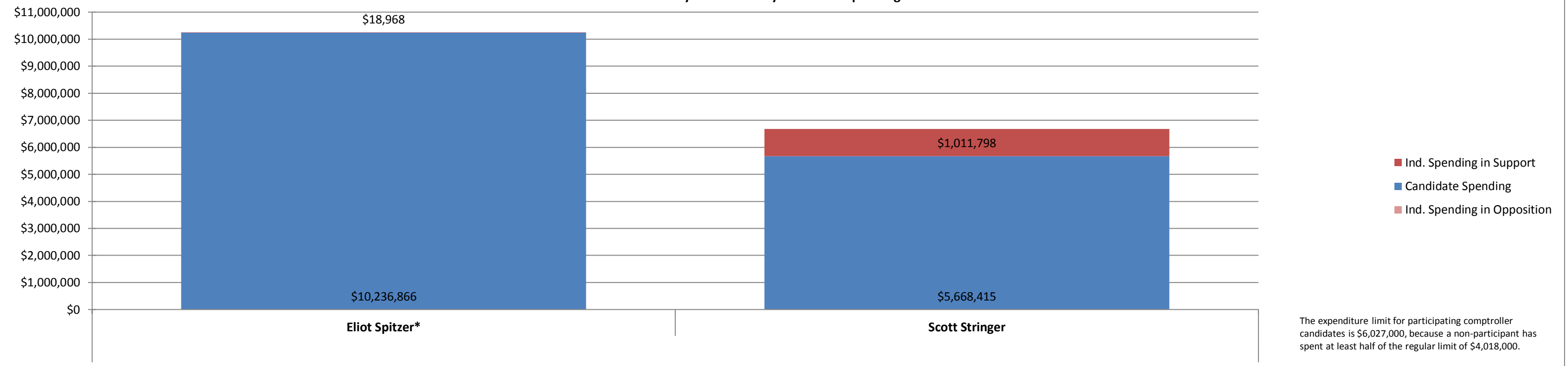
Independent and Candidate Spending - Public Advocate Democratic Primary Candidates by Candidate Spending				Independent Spenders									
Reported non-exempt primary spending through 9/10/13. Candidate data as of 1/11/14; Independent spender data as of 11/28/13. * = indicates non-participant.													
Public Advocate	Candidate Spending	Ind. Spending in Support	Ind. Spending in Opposition	<a href="#">Empire State 32BJ SEIU PAC</a>	<a href="#">1199 SEIU</a>	<a href="#">DC37 PAC</a>	<a href="#">Olanike Alabi 2013</a>	<a href="#">Small Business Coalition</a>	<a href="#">Jim Owles Liberal Dem Club</a>	<a href="#">Lex Dems 2013</a>	<a href="#">Planned Parenthood of NYC Pol Comm</a>	<a href="#">NYS Nurses Assn</a>	<a href="#">Hotel Workers for a Stronger Middle Class</a>
<b>Daniel Squadron</b>	\$3,466,310	\$3,126								\$1,844			\$1,282
Reshma Saujani	\$2,799,661												
<b>Letitia James</b>	\$1,217,905	\$58,256		35,125	\$6,702	\$6,542	\$5,219		\$1,734		\$1,606	\$1,328	
<b>Catherine Guerriero</b>	\$308,860	\$4,585						\$4,585					
Sidique Wai	\$53,850												
<b>Total Spending</b>	\$7,846,586	\$65,967		35,125	6,702	6,542	5,219	4,585	1,734	1,844	1,606	1,328	1,282
<b>% of Candidate Spending</b>		1%		<1%	<1%	<1%	<1%	<1%	<1%	<1%	<1%	<1%	<1%

Winner shown in bold



### Independent and Candidate Spending - Comptroller

Democratic Primary Candidates by Candidate Spending



The expenditure limit for participating comptroller candidates is \$6,027,000, because a non-participant has spent at least half of the regular limit of \$4,018,000.

Reported non-exempt primary spending through 9/10/13. Candidate data as of 1/11/14; Independent spender data as of 11/28/13. \* = indicates non-participant.

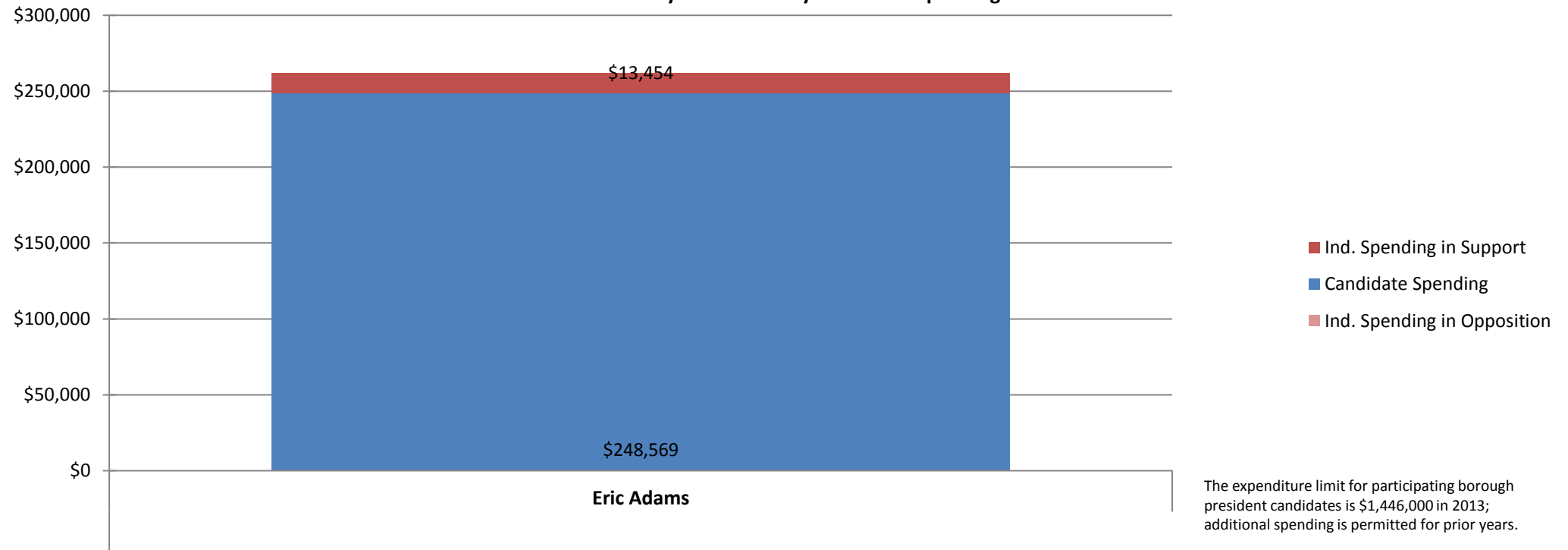
Independent and Candidate Spending - Comptroller Democratic Primary Candidates by Candidate Spending				Independent Spenders															
Reported non-exempt primary spending through 9/10/13. Candidate data as of 1/11/14; Independent spender data as of 11/28/13. * = indicates non-participant.																			
Comptroller	Candidate Spending	Ind. Spending in Support	Ind. Spending in Opposition	<a href="#">Progress NYC</a>	<a href="#">United for the Future</a>	<a href="#">NYC CLC PAC Fund</a>	<a href="#">Empire State 32BJ SEIU PAC</a>	<a href="#">Pledge 2 Protect</a>	<a href="#">Hotel Workers for a Stronger Middle Class</a>	<a href="#">1199 SEIU</a>	<a href="#">DC37 PAC</a>	<a href="#">UFOA COPE Fund</a>	<a href="#">Community Free Democrats</a>	<a href="#">Lex Dems 2013</a>	<a href="#">Jim Owles Liberal Dem Club</a>	<a href="#">Planned Parenthood of NYC Pol Comm</a>	<a href="#">NYCLASS</a>	<a href="#">NYS Nurses Assn</a>	
<b>Eliot Spitzer*</b>	\$10,236,866	\$18,968						18,968											
<b>Scott Stringer</b>	\$5,668,415	\$1,011,798		632,508	192,333	111,636	37,935		8,782	6,702	6,542	2,643	2,571	2,000	1,844	1,734	1,606	1,634	1,328
Total Spending	\$15,905,281	\$1,030,766		632,508	192,333	111,636	37,935	18,968	8,782	6,702	6,542	2,643	2,571	2,000	1,844	1,734	1,606	1,634	1,328
% of Candidate Spending		6%		4%	1%	1%	<1%	<1%	<1%	<1%	<1%	<1%	<1%	<1%	<1%	<1%	<1%	<1%	<1%

Winner shown in bold



## Independent and Candidate Spending - Brooklyn BP

### Democratic Primary Candidates by Candidate Spending



The expenditure limit for participating borough president candidates is \$1,446,000 in 2013; additional spending is permitted for prior years.

Reported non-exempt primary spending through 9/10/13. Candidate data as of 1/11/14; Independent spender data as of 11/28/13. \* = indicates non-participant.

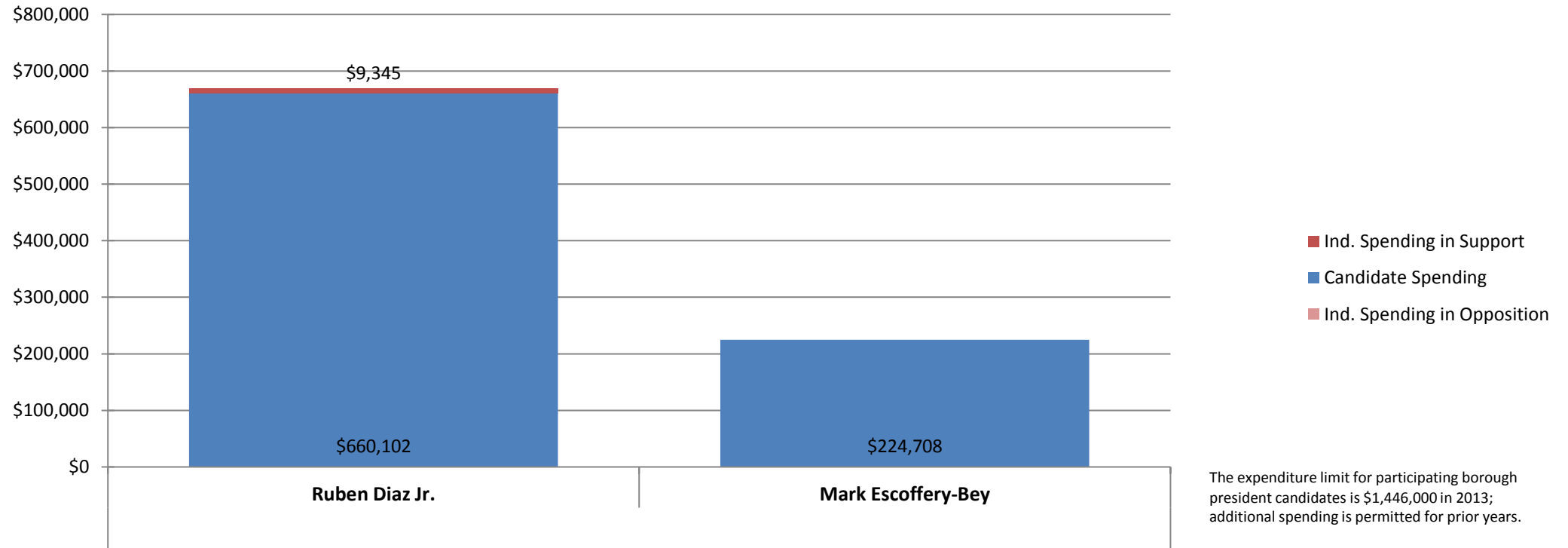
Independent and Candidate Spending - Brooklyn BP Democratic Primary Candidates by Candidate Spending				Independent Spenders		
Reported non-exempt primary spending through 9/10/13. Candidate data as of 1/11/14; Independent spender data as of 11/28/13. * = indicates non-participant.						
<u>Brooklyn BP</u>	Candidate Spending	Ind. Spending in Support	Ind. Spending in Opposition	<u>Empire State 32BJ</u>	<u>SEIU PAC</u>	<u>Olanike Alabi 2013</u>
<b>Eric Adams</b>	\$248,569	\$13,454		8,235		5,219
Total Spending	\$248,569	\$13,454		8,235		5,219
% of Candidate Spending		5%		3%		2%

Winner shown in bold



## Independent and Candidate Spending - Bronx BP

Democratic Primary Candidates by Candidate Spending



The expenditure limit for participating borough president candidates is \$1,446,000 in 2013; additional spending is permitted for prior years.

Reported non-exempt primary spending through 9/10/13. Candidate data as of 1/11/14; Independent spender data as of 11/28/13. \* = indicates non-participant.

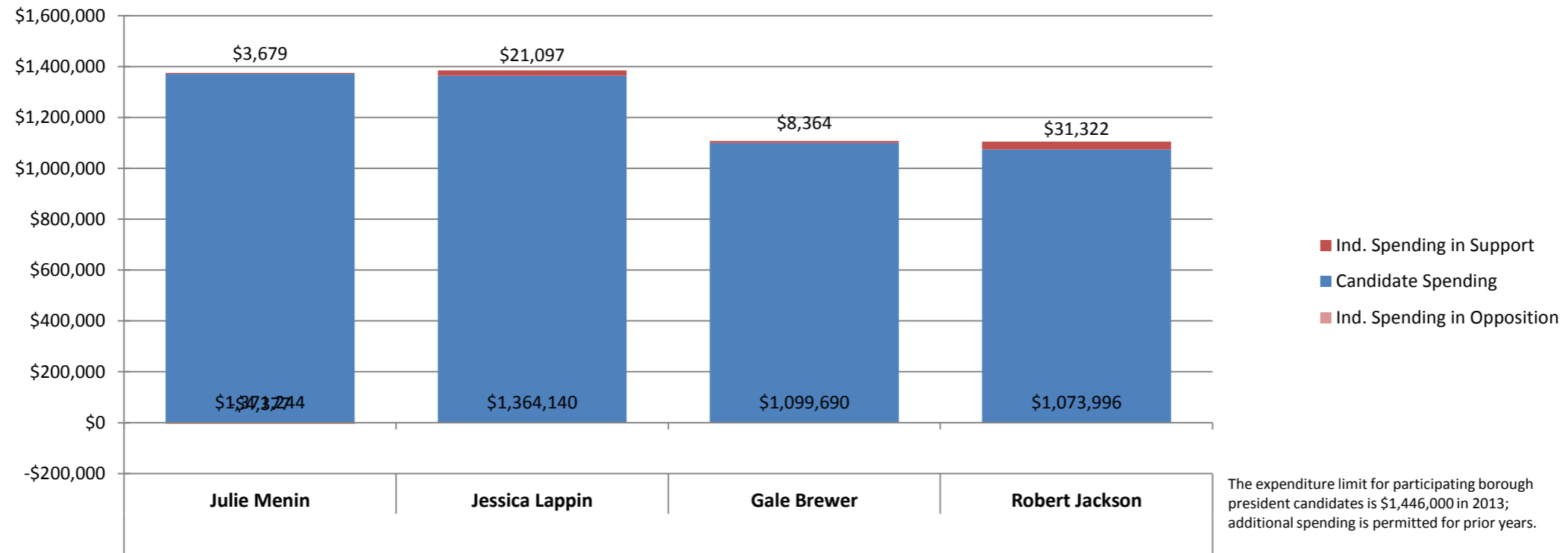
Independent and Candidate Spending - Bronx BP Democratic Primary Candidates by Candidate Spending				Independent Spenders	
Reported non-exempt primary spending through 9/10/13. Candidate data as of 1/11/14; Independent spender data as of 11/28/13. * = indicates non-participant.					
Bronx BP	Candidate	Ind. Spending in Support	Ind. Spending in Opposition	Independent Spenders	
				Empire State 32BJ SEIU PAC	DC37 PAC
<b>Ruben Diaz Jr.</b>	\$660,102	\$9,345		8,235	1,110
Mark Escoffery-Bey	\$224,708				
<b>Total Spending</b>	<b>\$884,810</b>	<b>\$9,345</b>		<b>8,235</b>	<b>1,110</b>
<b>% of Candidate Spending</b>		<b>1%</b>		<b>1%</b>	<b>&lt;1%</b>

Winner shown in bold



## Independent and Candidate Spending - Manhattan BP

### Democratic Primary Candidates by Candidate Spending



Reported non-exempt primary spending through 9/10/13. Candidate data as of 1/11/14; Independent spender data as of 11/28/13. \* = indicates non-participant.

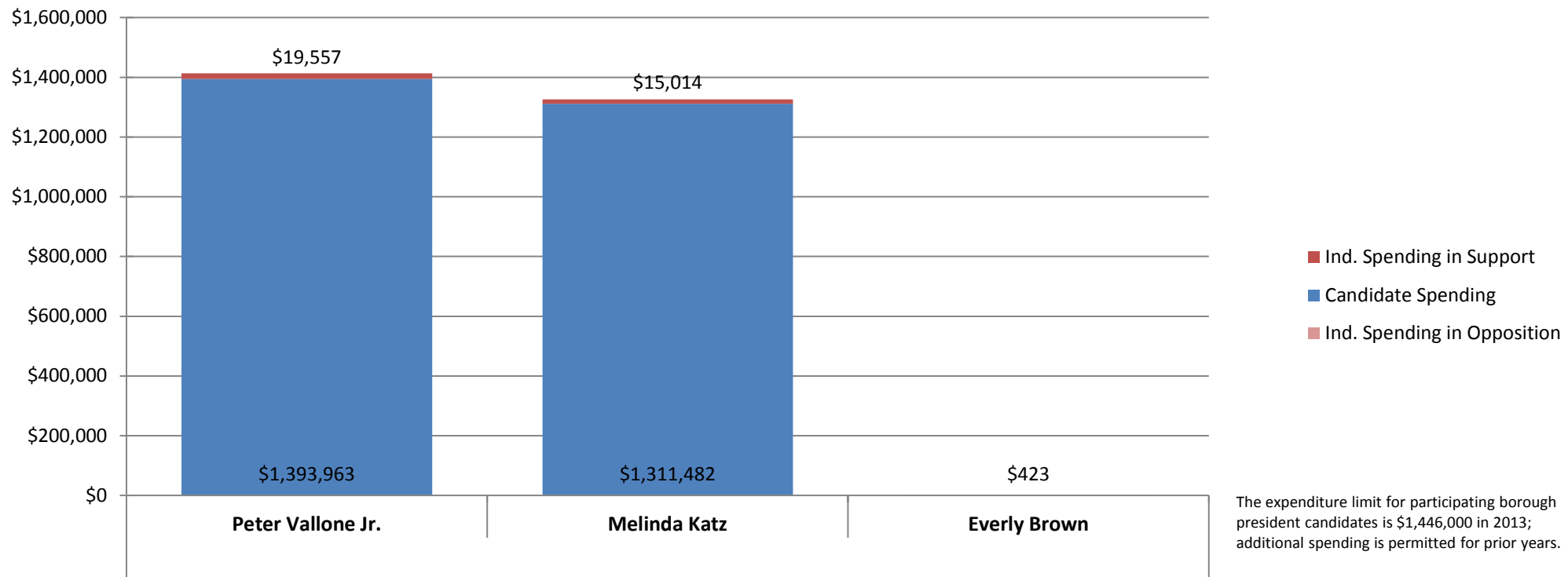
Independent and Candidate Spending - Manhattan BP											
Democratic Primary Candidates by Candidate Spending											
Reported non-exempt primary spending through 9/10/13. Candidate data as of 1/11/14; Independent spender data as of 11/28/13. * = indicates non-participant.											
<u>Manhattan BP</u>	Candidate Spending	Ind. Spending in Support	Ind. Spending in Opposition	<u>Pledge 2 Protect</u>	<u>United for the Future</u>	<u>Restaurant Action Alliance</u>	<u>Lex Dems 2013</u>	<u>Empire State 32BJ SEIU PAC</u>	<u>Jim Owles Liberal Dem Club</u>	<u>Community Free Democrats DC37 PAC</u>	
<b>Julie Menin</b>	\$1,371,244	\$3,679	-\$4,377	-4,377					3,679		
<b>Jessica Lappin</b>	\$1,364,140	\$21,097	-\$4,377	4,377			8,485	8,235			
<b>Gale Brewer</b>	\$1,099,690	\$8,364	-\$4,377	4,377						2,571	1,416
<b>Robert Jackson</b>	\$1,073,996	\$31,322	-\$4,377	4,377	13,997	12,948					
Total Spending	\$4,909,070	\$64,462	\$4,377	17,508	13,997	12,948	8,485	8,235	3,679	2,571	1,416
% of Candidate Spending		1%	<1%	<1%	<1%	<1%	<1%	<1%	<1%	<1%	<1%

Winner shown in bold



## Independent and Candidate Spending - Queens BP

### Democratic Primary Candidates by Candidate Spending



The expenditure limit for participating borough president candidates is \$1,446,000 in 2013; additional spending is permitted for prior years.

Reported non-exempt primary spending through 9/10/13. Candidate data as of 1/11/14; Independent spender data as of 11/28/13. \* = indicates non-participant.

Independent and Candidate Spending - Queens BP Democratic Primary Candidates by Candidate Spending				Independent Spenders				
Reported non-exempt primary spending through 9/10/13. Candidate data as of 1/11/14; Independent spender data as of 11/28/13. * = indicates non-participant.								
Queens BP	Candidate Spending	Ind. Spending in Support	Ind. Spending in Opposition	<a href="#">Catholic Citizens Comm PAC</a>	<a href="#">Empire State 32BJ SEIU PAC</a>	<a href="#">Planned Parenthood of NYC Pol Comm</a>	<a href="#">1199 SEIU</a>	
<b>Peter Vallone Jr.</b>	\$1,393,963	\$19,557	\$0	\$19,557	\$0	\$0	\$0	
<b>Melinda Katz</b>	\$1,311,482	\$15,014	\$0	\$0	\$8,235	\$5,569	\$1,210	
Everly Brown	\$423	\$0	\$0	\$0	\$0	\$0	\$0	
Total Spending	\$2,705,868	\$34,571	\$0	19,557	8,235	5,569	1,210	
% of Candidate Spending		1%		1%	<1%	<1%	<1%	

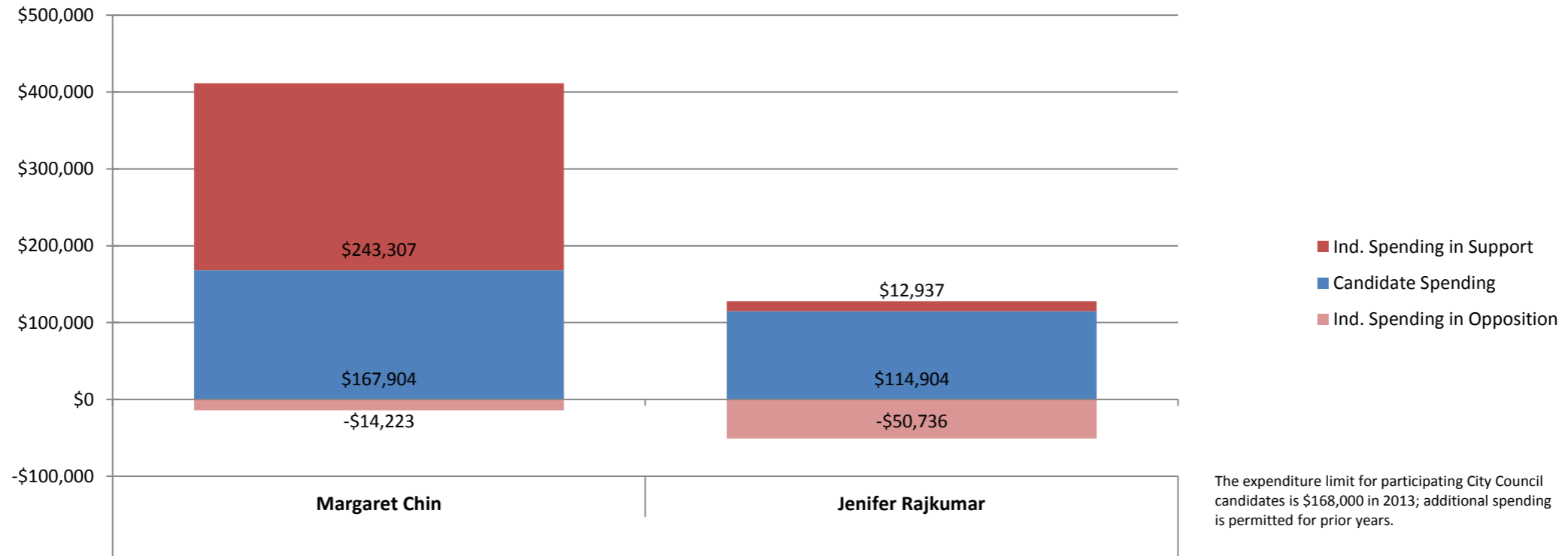
Winner shown in bold





## Independent and Candidate Spending - Council District 1

### Democratic Primary Candidates by Candidate Spending



The expenditure limit for participating City Council candidates is \$168,000 in 2013; additional spending is permitted for prior years.

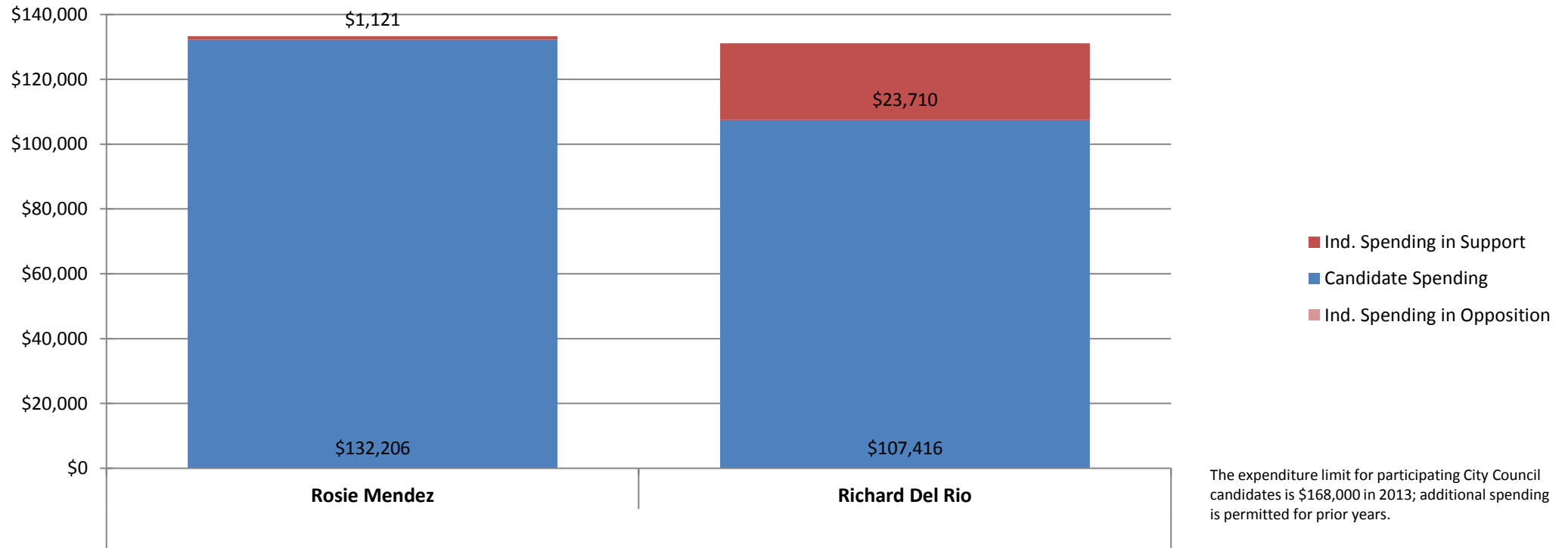
Reported non-exempt primary spending through 9/10/13. Candidate data as of 1/11/14; Independent spender data as of 11/28/13. \* = indicates non-participant.

Independent and Candidate Spending - Council District 1 Democratic Primary Candidates by Candidate Spending				Independent Spenders				
Reported non-exempt primary spending through 9/10/13. Candidate data as of 1/11/14; Independent spender data as of 11/28/13. * = indicates non-participant.								
<u>Council District 1</u>	Candidate Spending	Ind. Spending in Support	Ind. Spending in Opposition	<u>Jobs4NY</u>	<u>Downtown Independent Democrats</u>	<u>Hotel Workers for a Stronger Middle Class</u>	<u>Small Business Coalition</u>	<u>Jim Owles Liberal Dem Club</u>
<b>Margaret Chin</b>	\$167,904	\$243,307	-\$14,223	230,968	-14,223	9,484	2,855	
<b>Jenifer Rajkumar</b>	\$114,904	\$12,937	-\$50,736	-50,736	11,885			1,052
Total Spending	\$282,808	\$256,244	\$64,959	281,704	26,108	9,484	2,855	1,052
% of Candidate Spending		91%	23%	100%	9%	3%	1%	<1%

Winner shown in bold

## Independent and Candidate Spending - Council District 2

### Democratic Primary Candidates by Candidate Spending



The expenditure limit for participating City Council candidates is \$168,000 in 2013; additional spending is permitted for prior years.

Reported non-exempt primary spending through 9/10/13. Candidate data as of 1/11/14; Independent spender data as of 11/28/13. \* = indicates non-participant.

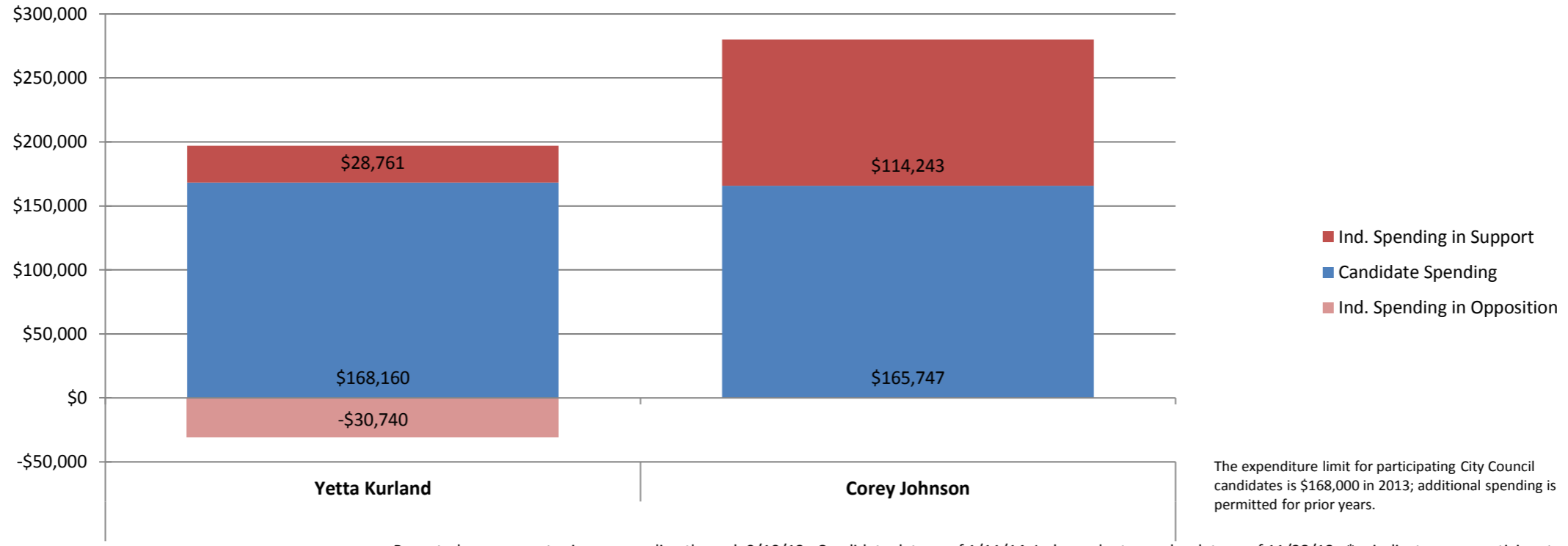
Independent and Candidate Spending - Council District 2 Democratic Primary Candidates by Candidate Spending				Independent Spenders	
Reported non-exempt primary spending through 9/10/13. Candidate data as of 1/11/14; Independent spender data as of 11/28/13. * = indicates non-participant.					
<u>Council District 2</u>	Candidate Spending	Ind. Spending in Support	Ind. Spending in Opposition	<u>City Action Coalition PAC</u>	<u>United for the Future</u>
<b>Rosie Mendez</b>	\$132,206	\$1,121			1,121
Richard Del Rio	\$107,416	\$23,710		23,710	
Total Spending	\$239,622	\$24,831		23,710	1,121
% of Candidate Spending		10%		10%	<1%

*Winner shown in bold*



## Independent and Candidate Spending - Council District 3

### Democratic Primary Candidates by Candidate Spending



The expenditure limit for participating City Council candidates is \$168,000 in 2013; additional spending is permitted for prior years.

Reported non-exempt primary spending through 9/10/13. Candidate data as of 1/11/14; Independent spender data as of 11/28/13. \* = indicates non-participant.

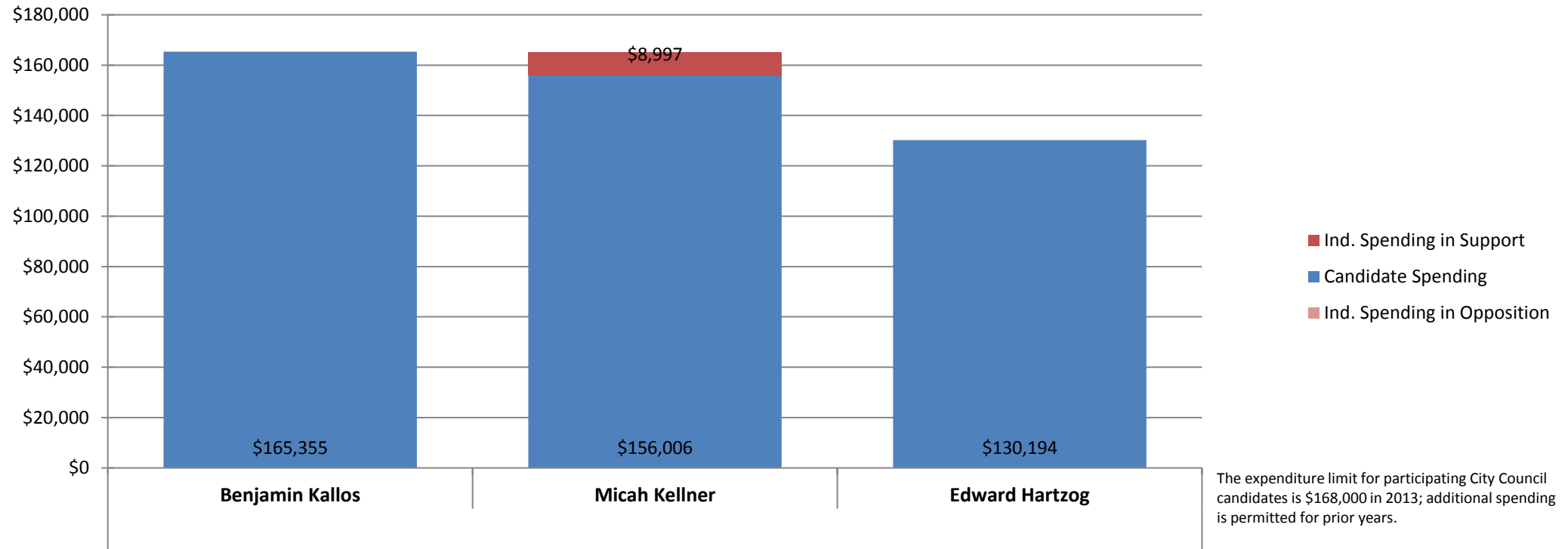
Independent and Candidate Spending - Council District 3 Democratic Primary Candidates by Candidate Spending				Independent Spenders					
Reported non-exempt primary spending through 9/10/13. Candidate data as of 1/11/14; Independent spender data as of 11/28/13. * = indicates non-participant.									
Council District 3	Candidate	Ind. Spending in Support	Ind. Spending in Opposition	<a href="#">United for the Future</a>	<a href="#">Fighting for our Future PAC</a>	<a href="#">NYCLASS</a>	<a href="#">Empire State 32BJ SEIU PAC</a>	<a href="#">NY Progressive Future Leaders Fund</a>	<a href="#">Jim Owles Liberal Dem Club</a>
<a href="#">Yetta Kurland</a>	\$168,160	\$28,761	-\$30,740		-30,740	28,761			
<a href="#">Corey Johnson</a>	\$165,747	\$114,243		75,387	20,493		9,381	6,356	2,626
<b>Total Spending</b>	<b>\$333,907</b>	<b>\$143,004</b>	<b>\$30,740</b>	<b>75,387</b>	<b>51,233</b>	<b>28,761</b>	<b>9,381</b>	<b>6,356</b>	<b>2,626</b>
<b>% of Candidate Spending</b>		<b>43%</b>	<b>9%</b>	<b>23%</b>	<b>15%</b>	<b>9%</b>	<b>3%</b>	<b>2%</b>	<b>1%</b>

Winner shown in bold



## Independent and Candidate Spending - Council District 5

### Democratic Primary Candidates by Candidate Spending



Reported non-exempt primary spending through 9/10/13. Candidate data as of 1/11/14; Independent spender data as of 11/28/13. \* = indicates non-participant.

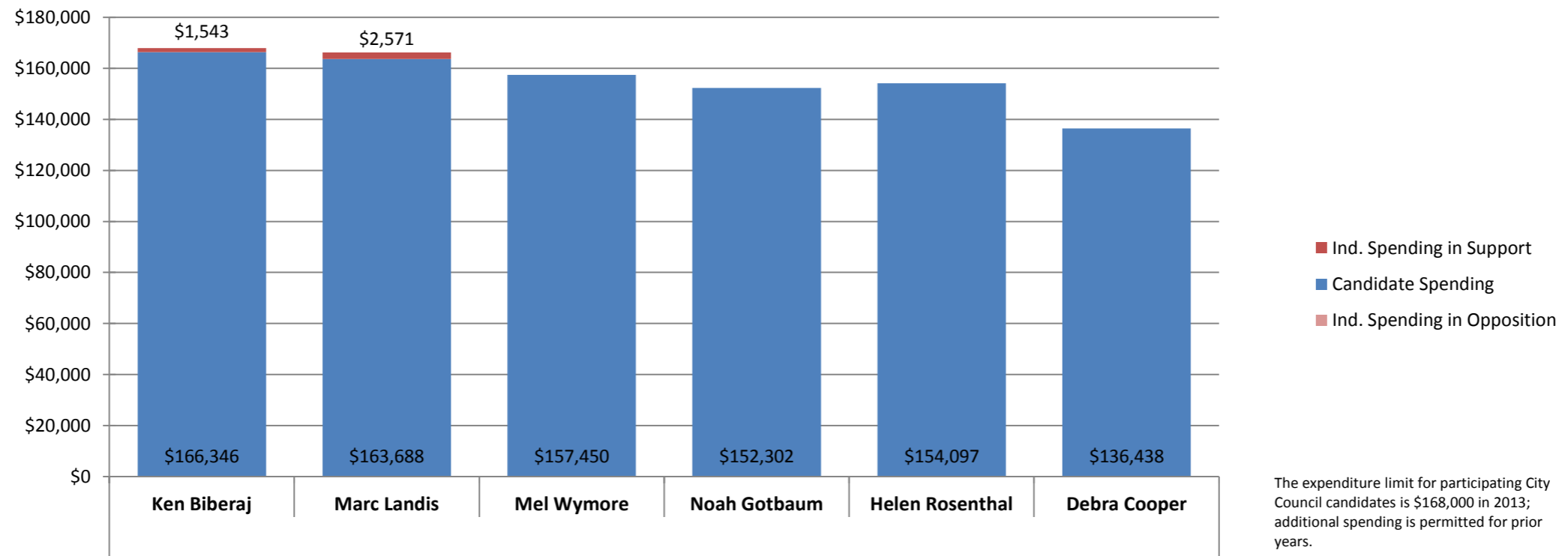
Independent and Candidate Spending - Council District 5 Democratic Primary Candidates by Candidate Spending				Independent Spenders	
Reported non-exempt primary spending through 9/10/13. Candidate data as of 1/11/14; Independent spender data as of 11/28/13. * = indicates non-participant.					
<a href="#">Council District 5</a>	Candidate Spending	Ind. Spending in Support	Ind. Spending in Opposition	<a href="#">Lex Dems 2013</a>	<a href="#">Jobs4NY</a>
<b>Benjamin Kallos</b>	\$165,355				
<a href="#">Micah Kellner</a>	\$156,006	\$8,997		7,778	1,219
Edward Hartzog	\$130,194				
Total Spending	\$451,555	\$8,997		7,778	1,219
% of Candidate Spending		2%		2%	<1%

*Winner shown in bold*



## Independent and Candidate Spending - Council District 6

### Top 6 Democratic Primary Candidates by Candidate Spending



Reported non-exempt primary spending through 9/10/13. Candidate data as of 1/11/14; Independent spender data as of 11/28/13. \* = indicates non-participant.

The expenditure limit for participating City Council candidates is \$168,000 in 2013; additional spending is permitted for prior years.

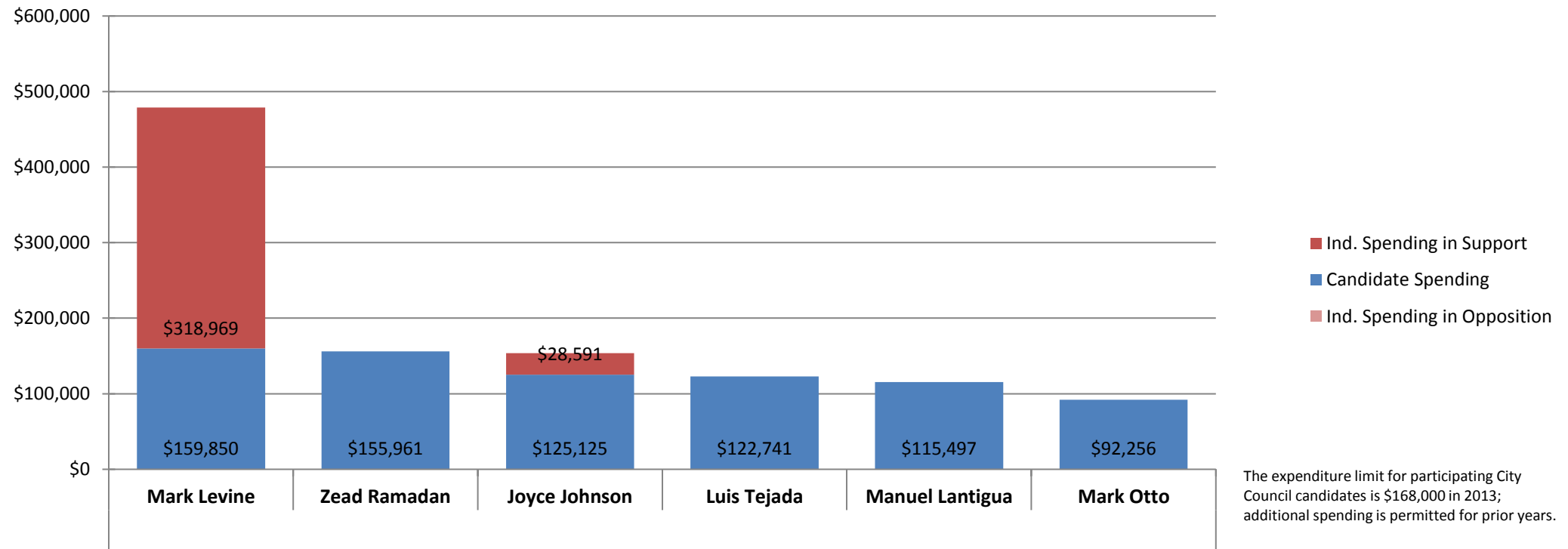
Independent and Candidate Spending - Council District 6 Top 6 Democratic Primary Candidates by Candidate Spending				Independent Spenders	
Reported non-exempt primary spending through 9/10/13. Candidate data as of 1/11/14; Independent spender data as of 11/28/13. * = indicates non-participant.					
Council District 6	Candidate Spending	Ind. Spending in Support	Ind. Spending in Opposition	<u>Community Free Democrats</u>	<u>Small Business Coalition</u>
<a href="#">Ken Biberaj</a>	\$166,346	\$1,543			1,543
<a href="#">Marc Landis</a>	\$163,688	\$2,571		2,571	
Mel Wymore	\$157,450				
Noah Gotbaum	\$152,302				
<b>Helen Rosenthal</b>	\$154,097				
Debra Cooper	\$136,438				
Total Spending	\$930,320	\$4,114		2,571	1,543
% of Candidate Spending		<1%		<1%	<1%

Winner shown in bold



## Independent and Candidate Spending - Council District 7

### Top 6 Democratic Primary Candidates by Candidate Spending



The expenditure limit for participating City Council candidates is \$168,000 in 2013; additional spending is permitted for prior years.

Reported non-exempt primary spending through 9/10/13. Candidate data as of 1/11/14; Independent spender data as of 11/28/13. \* = indicates non-participant.

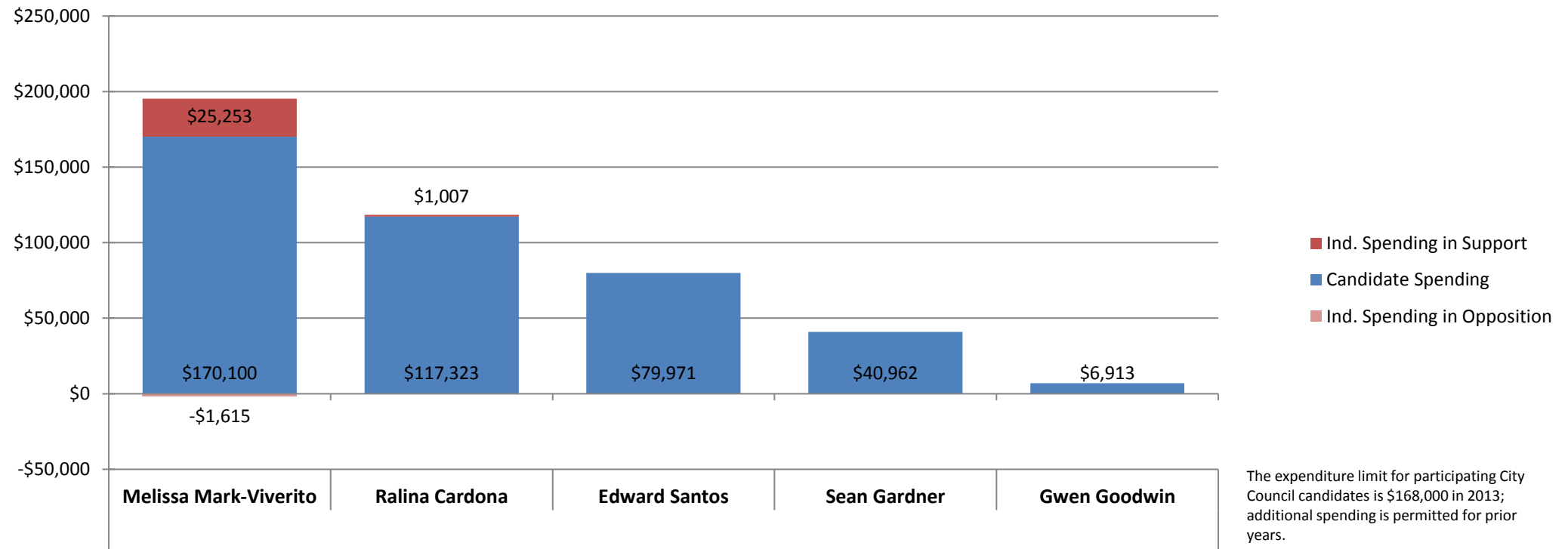
Independent and Candidate Spending - Council District 7 Top 6 Democratic Primary Candidates by Candidate Spending				Independent Spenders				
Reported non-exempt primary spending through 9/10/13. Candidate data as of 1/11/14; Independent spender data as of 11/28/13. * = indicates non-participant.								
<u>Council District 7</u>	Candidate Spending	Ind. Spending in Support	Ind. Spending in Opposition	<u>Jobs4NY</u>	<u>Empire State 32BJ SEIU PAC</u>	<u>NYCLASS</u>	<u>United for the Future</u>	<u>Small Business Coalition</u>
<b>Mark Levine</b>	\$159,850	\$318,969		294,164	9,351	8,971	6,483	
Zead Ramadan	\$155,961							
<b>Joyce Johnson</b>	\$125,125	\$28,591						28,591
Luis Tejada	\$122,741							
Manuel Lantigua	\$115,497							
Mark Otto	\$92,256							
Total Spending	\$771,431	\$347,560		294,164	9,351	8,971	6,483	28,591
% of Candidate Spending		45%		38%	1%	1%	1%	4%

Winner shown in bold



## Independent and Candidate Spending - Council District 8

### Top 5 Democratic Primary Candidates by Candidate Spending



Reported non-exempt primary spending through 9/10/13. Candidate data as of 1/11/14; Independent spender data as of 11/28/13. \* = indicates non-participant.

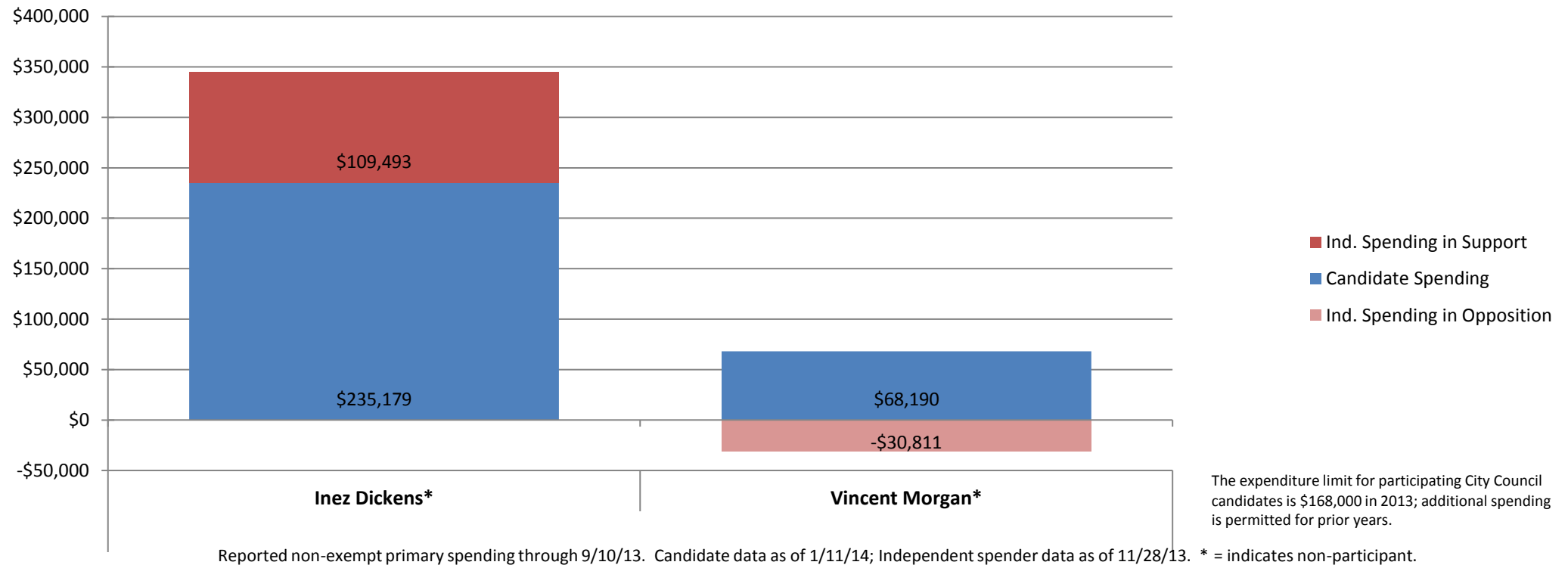
Independent and Candidate Spending - Council District 8 Top 5 Democratic Primary Candidates by Candidate Spending				Independent Spenders				
Reported non-exempt primary spending through 9/10/13. Candidate data as of 1/11/14; Independent spender data as of 11/28/13. * = indicates non-participant.								
<u>Council District 8</u>	Candidate Spending	Ind. Spending in Support	Ind. Spending in Opposition	<u>NYCLASS</u>	<u>Empire State 32BJ SEIU PAC</u>	<u>CVH Power</u>	<u>Americans for Economic Justice</u>	
<b>Melissa Mark-Viverito</b>	\$170,100	\$25,253	-\$1,615	9,905	8,897	6,451	-1,615	
Ralina Cardona	\$117,323	\$1,007					1,007	
Edward Santos	\$79,971							
Sean Gardner	\$40,962							
Gwen Goodwin	\$6,913							
Total Spending	\$415,269	\$26,260	\$1,615	9,905	8,897	6,451	2,622	
% of Candidate Spending		6%	<1%	2%	2%	2%	1%	

*Winner shown in bold*



## Independent and Candidate Spending - Council District 9

### Democratic Primary Candidates by Candidate Spending



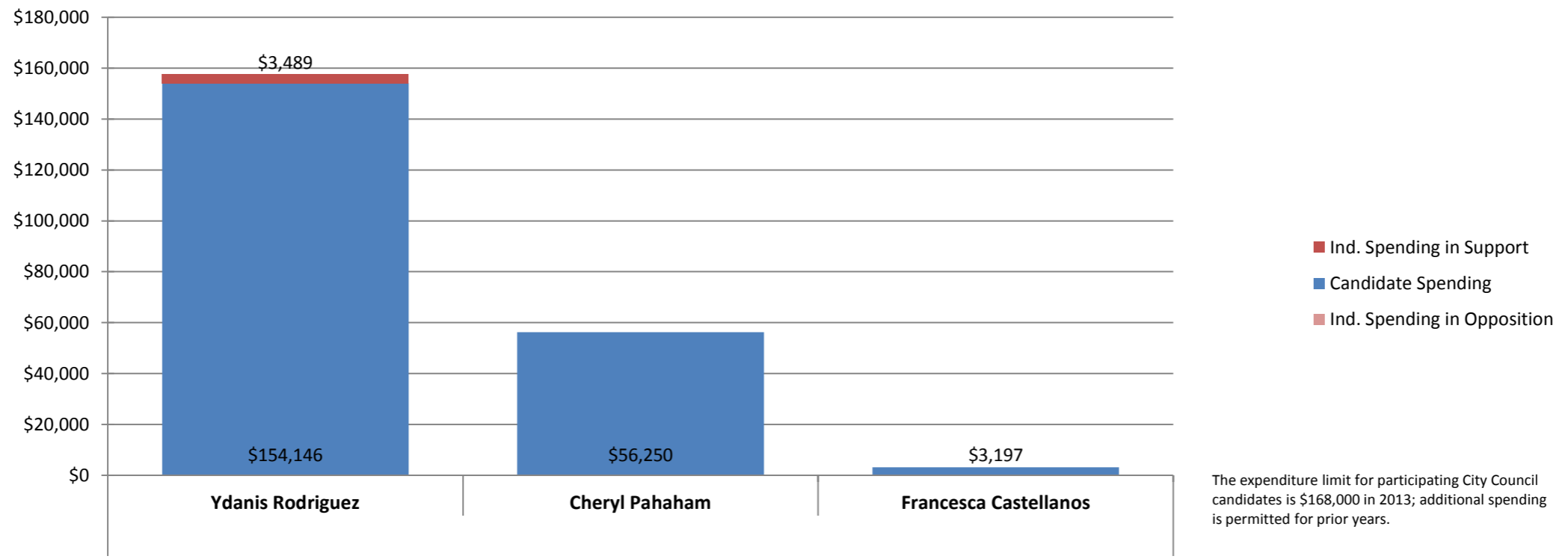
<b>Independent and Candidate Spending - Council District 9</b>				<b>Independent Spenders</b>		
<b>Democratic Primary Candidates by Candidate Spending</b>						
Reported non-exempt primary spending through 9/10/13. Candidate data as of 1/11/14; Independent spender data as of 11/28/13. * = indicates non-participant.						
<u>Council District 9</u>	Candidate Spending	Ind. Spending in Support	Ind. Spending in Opposition	<u>Jobs4NY</u>	<u>Small Business Coalition</u>	<u>United for the Future</u>
<b><u>Inez Dickens*</u></b>	\$235,179	\$109,493		105,888	2,451	1,154
<b><u>Vincent Morgan*</u></b>	\$68,190		-\$30,811	-30,811		
<b>Total Spending</b>	<b>\$303,369</b>	<b>\$109,493</b>	<b>\$30,811</b>	<b>136,699</b>	<b>2,451</b>	<b>1,154</b>
<b>% of Candidate Spending</b>		<b>36%</b>	<b>10%</b>	<b>45%</b>	<b>1%</b>	<b>&lt;1%</b>

*Winner shown in bold*



## Independent and Candidate Spending - Council District 10

### Democratic Primary Candidates by Candidate Spending



The expenditure limit for participating City Council candidates is \$168,000 in 2013; additional spending is permitted for prior years.

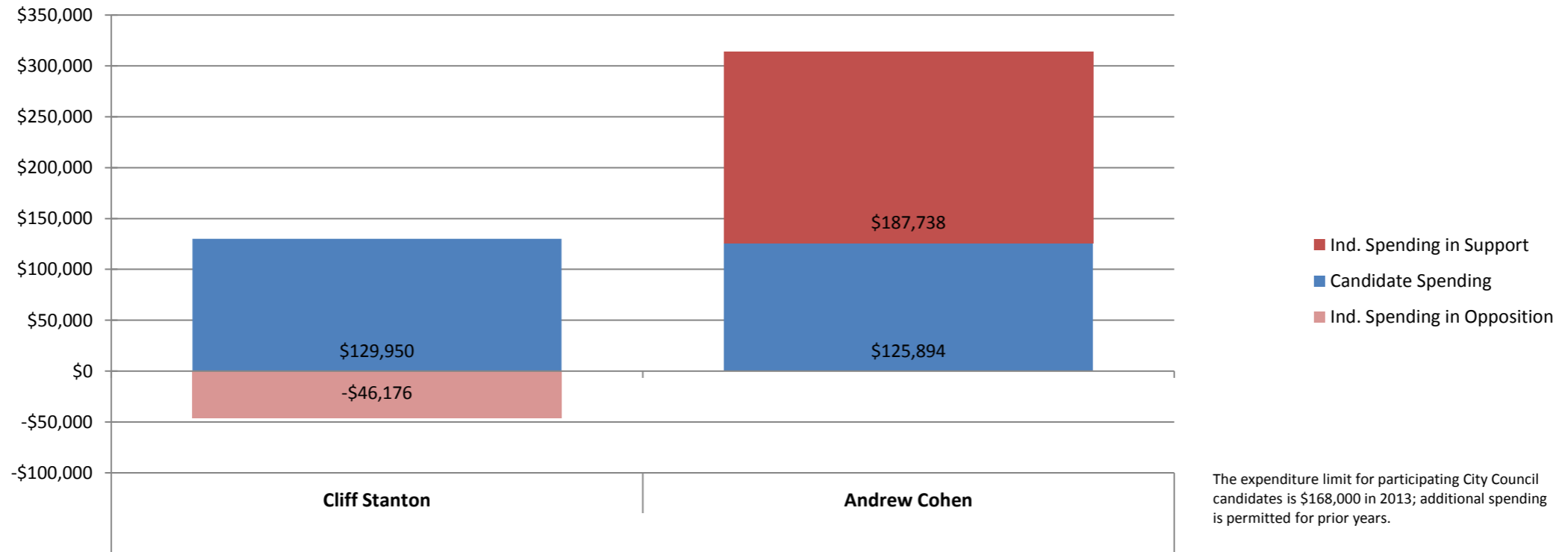
Reported non-exempt primary spending through 9/10/13. Candidate data as of 1/11/14; Independent spender data as of 11/28/13. \* = indicates non-participant.

Independent and Candidate Spending - Council District 10 Democratic Primary Candidates by Candidate Spending				Independent Spenders
Reported non-exempt primary spending through 9/10/13. Candidate data as of 1/11/14; Independent spender data as of 11/28/13. * = indicates non-participant.				
<u>Council District 10</u>	Candidate Spending	Ind. Spending in Support	Ind. Spending in Opposition	<u>United for the Future</u>
<b>Ydanis Rodriguez</b>	\$154,146	\$3,489		3,489
Cheryl Pahaham	\$56,250			
Francesca Castellanos	\$3,197			
Total Spending	\$213,593	\$3,489		3,489
% of Candidate Spending		2%		2%

Winner shown in bold

## Independent and Candidate Spending - Council District 11

### Democratic Primary Candidates by Candidate Spending



The expenditure limit for participating City Council candidates is \$168,000 in 2013; additional spending is permitted for prior years.

Reported non-exempt primary spending through 9/10/13. Candidate data as of 1/11/14; Independent spender data as of 11/28/13. \* = indicates non-participant.

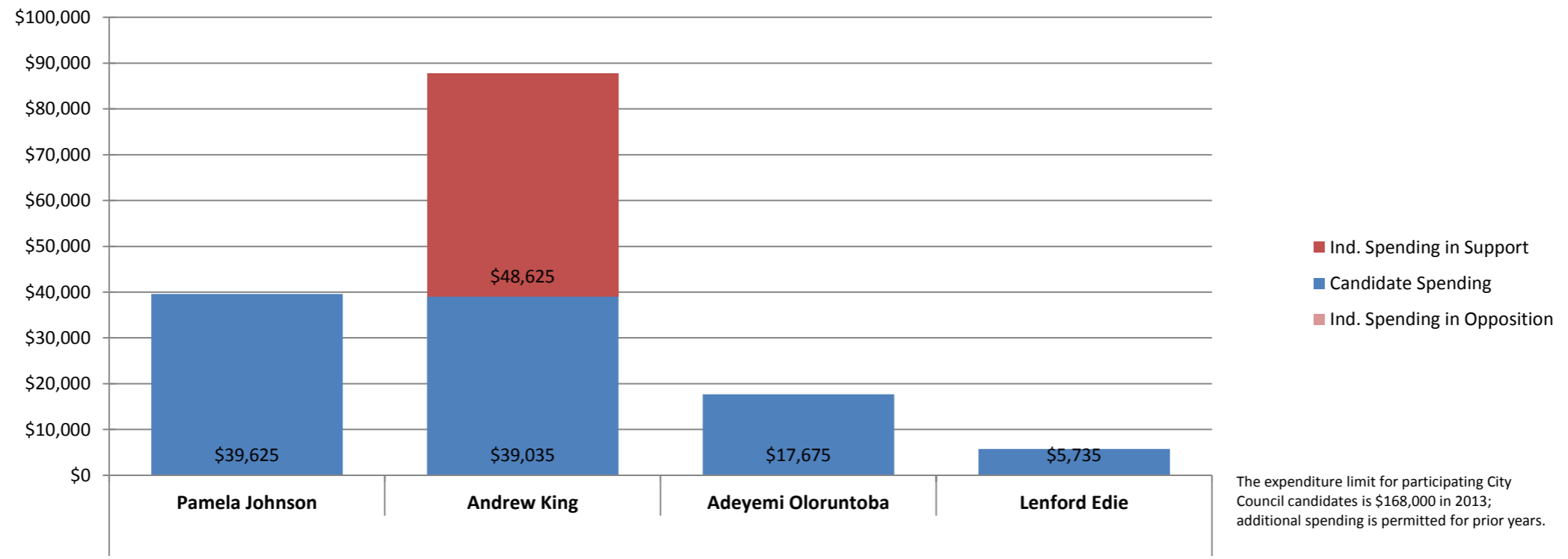
Independent and Candidate Spending - Council District 11 Democratic Primary Candidates by Candidate Spending				Independent Spenders		
Reported non-exempt primary spending through 9/10/13. Candidate data as of 1/11/14; Independent spender data as of 11/28/13. * = indicates non-participant.						
<u>Council District 11</u>	Candidate Spending	Ind. Spending in Support	Ind. Spending in Opposition	<u>Jobs4NY</u>	<u>Empire State 32BJ SEIU PAC</u>	<u>United for the Future</u>
<u>Cliff Stanton</u>	\$129,950		-\$46,176	-46,176		
<b>Andrew Cohen</b>	\$125,894	\$187,738		175,412	7,440	4,886
Total Spending	\$255,844	\$187,738	\$46,176	221,588	7,440	4,886
% of Candidate Spending		73%	18%	87%	3%	2%

Winner shown in bold



## Independent and Candidate Spending - Council District 12

### Democratic Primary Candidates by Candidate Spending



The expenditure limit for participating City Council candidates is \$168,000 in 2013; additional spending is permitted for prior years.

Reported non-exempt primary spending through 9/10/13. Candidate data as of 1/11/14; Independent spender data as of 11/28/13. \* = indicates non-participant.

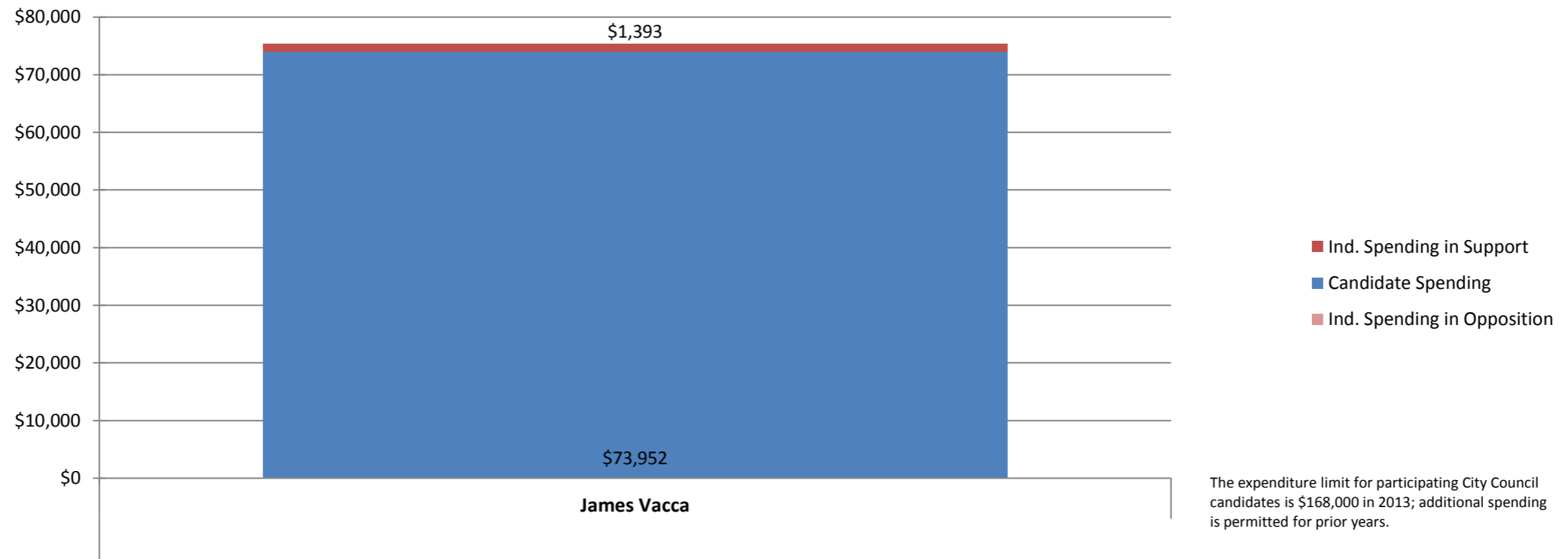
Independent and Candidate Spending - Council District 12 Democratic Primary Candidates by Candidate Spending				Independent Spenders	
Reported non-exempt primary spending through 9/10/13. Candidate data as of 1/11/14; Independent spender data as of 11/28/13. * = indicates non-participant.					
<u>Council District 12</u>	Candidate Spending	Ind. Spending in Support	Ind. Spending in Opposition	<u>Jobs4NY</u>	<u>United for the Future</u>
Pamela Johnson	\$39,625				
<b>Andrew King</b>	\$39,035	\$48,625		47,082	1,543
Adeyemi Oloruntoba	\$17,675				
Lenford Edie	\$5,735				
<b>Total Spending</b>	\$102,070	\$48,625		47,082	1,543
<b>% of Candidate Spending</b>		48%		46%	2%

Winner shown in bold



## Independent and Candidate Spending - Council District 13

### Democratic Primary Candidates by Candidate Spending



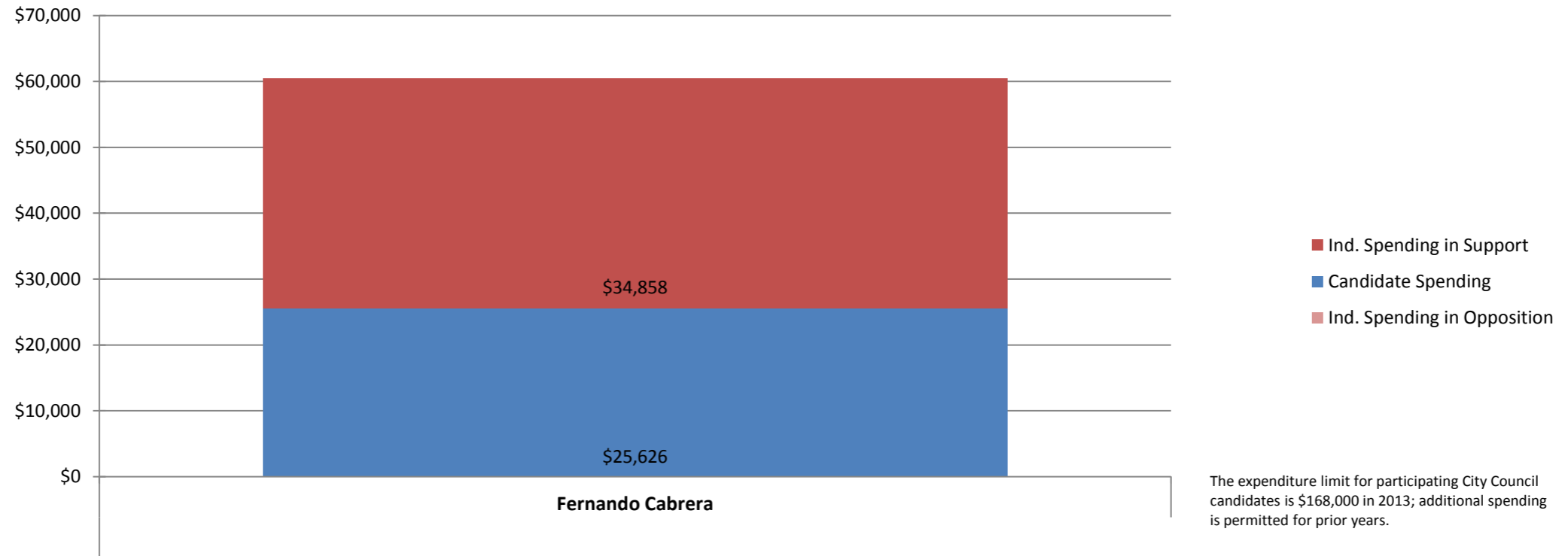
Reported non-exempt primary spending through 9/10/13. Candidate data as of 1/11/14; Independent spender data as of 11/28/13. \* = indicates non-participant.

Independent and Candidate Spending - Council District 13 Democratic Primary Candidates by Candidate Spending				Independent Spenders
Reported non-exempt primary spending through 9/10/13. Candidate data as of 1/11/14; Independent spender data as of 11/28/13. * = indicates non-participant.				
<u>Council District 13</u>	Candidate Spending	Ind. Spending in Support	Ind. Spending in Opposition	<u>United for the Future</u>
<b>James Vacca</b>	\$73,952	\$1,393		1,393
Total Spending	\$73,952	\$1,393		1,393
% of Candidate Spending		2%		2%

*Winner shown in bold*

## Independent and Candidate Spending - Council District 14

### Democratic Primary Candidates by Candidate Spending



The expenditure limit for participating City Council candidates is \$168,000 in 2013; additional spending is permitted for prior years.

Reported non-exempt primary spending through 9/10/13. Candidate data as of 1/11/14; Independent spender data as of 11/28/13. \* = indicates non-participant.

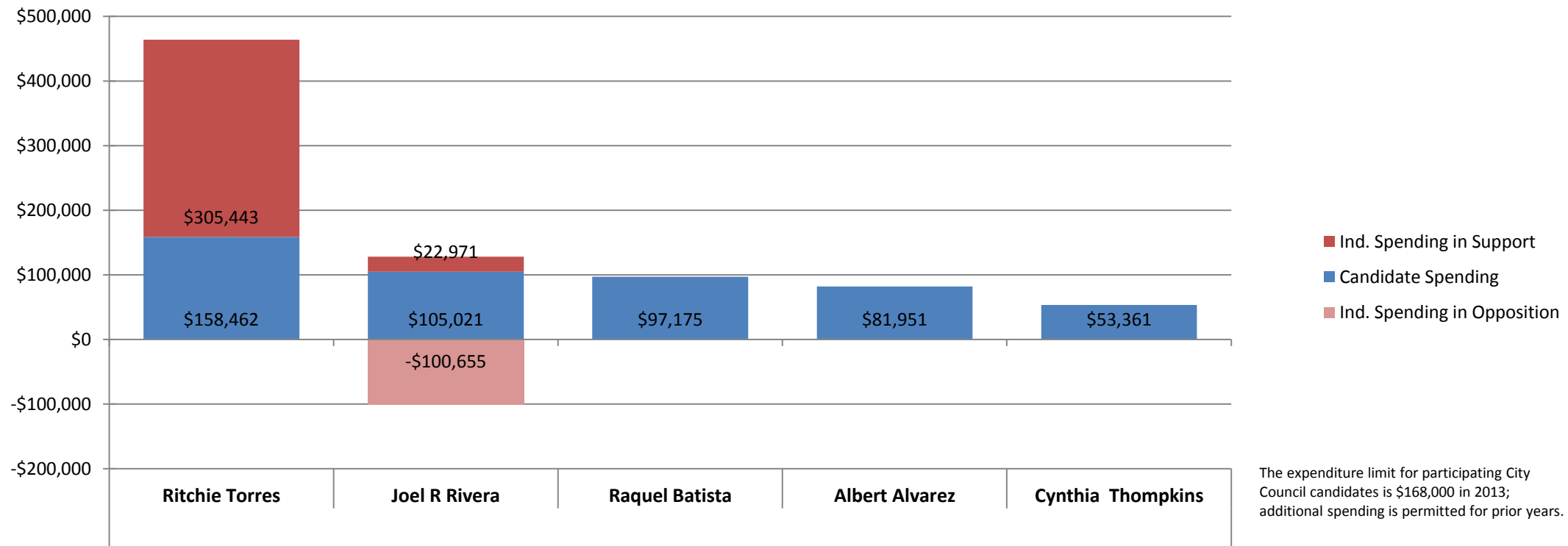
Independent and Candidate Spending - Council District 14 Democratic Primary Candidates by Candidate Spending				Independent Spenders	
Reported non-exempt primary spending through 9/10/13. Candidate data as of 1/11/14; Independent spender data as of 11/28/13. * = indicates non-participant.					
<u>Council District 14</u>	Candidate Spending	Ind. Spending in Support	Ind. Spending in Opposition		
<b>Fernando Cabrera</b>	\$25,626	\$34,858		<u>Jobs4NY</u>	34,858
Total Spending	\$25,626	\$34,858		34,858	
% of Candidate Spending		136%		136%	

*Winner shown in bold*



## Independent and Candidate Spending - Council District 15

### Top 5 Democratic Primary Candidates by Candidate Spending



Reported non-exempt primary spending through 9/10/13. Candidate data as of 1/11/14; Independent spender data as of 11/28/13. \* = indicates non-participant.

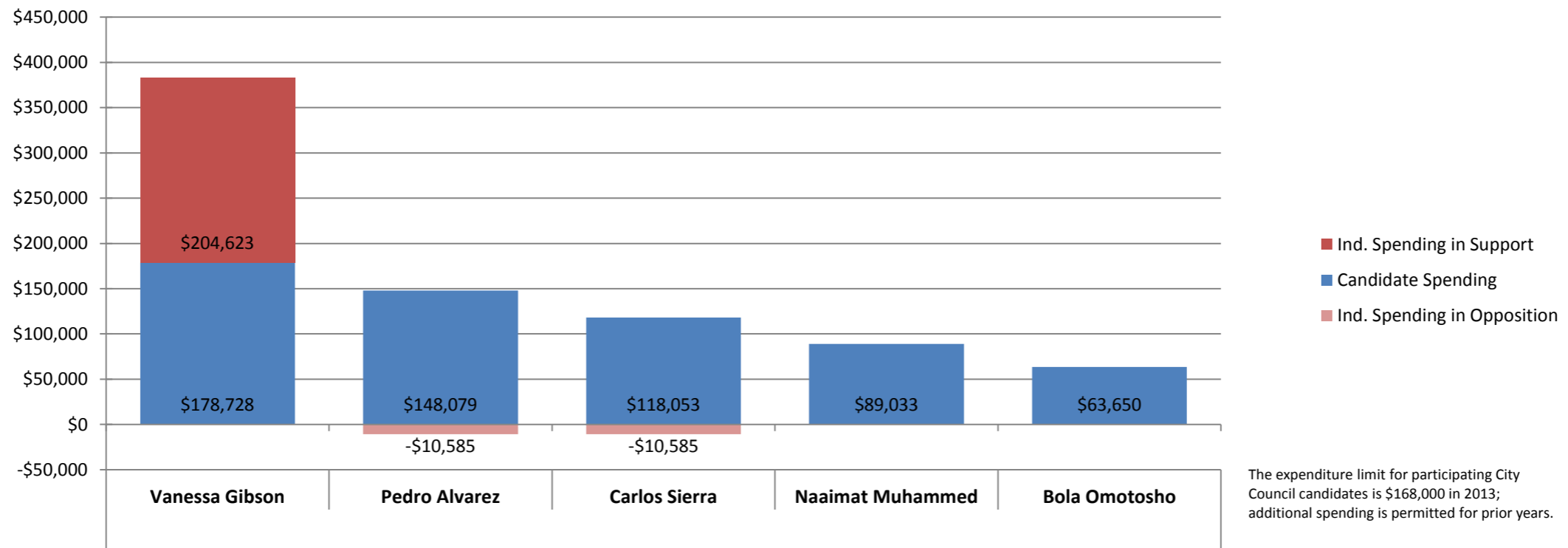
Independent and Candidate Spending - Council District 15 Top 5 Democratic Primary Candidates by Candidate Spending				Independent Spenders			
Reported non-exempt primary spending through 9/10/13. Candidate data as of 1/11/14; Independent spender data as of 11/28/13. * = indicates non-participant.							
Council District 15	Candidate	Ind. Spending in Support	Ind. Spending in Opposition	<a href="#">Jobs4NY</a>	<a href="#">United for the Future</a>	<a href="#">City Action Coalition PAC</a>	<a href="#">Empire State 32BJ SEIU PAC</a>
<b>Ritchie Torres</b>	\$158,462	\$305,443		267,212	32,401		5,830
<b>Joel R Rivera</b>	\$105,021	\$22,971	-\$100,655	-100,655		22,971	
Raquel Batista	\$97,175						
Albert Alvarez	\$81,951						
Cynthia Thompkins	\$53,361						
<b>Total Spending</b>	\$495,970	\$328,414	\$100,655	367,867	32,401	22,971	5,830
<b>% of Candidate Spending</b>		66%	20%	74%	7%	5%	1%

Winner shown in bold



## Independent and Candidate Spending - Council District 16

### Top 5 Democratic Primary Candidates by Candidate Spending



Reported non-exempt primary spending through 9/10/13. Candidate data as of 1/11/14; Independent spender data as of 11/28/13. \* = indicates non-participant.

The expenditure limit for participating City Council candidates is \$168,000 in 2013; additional spending is permitted for prior years.

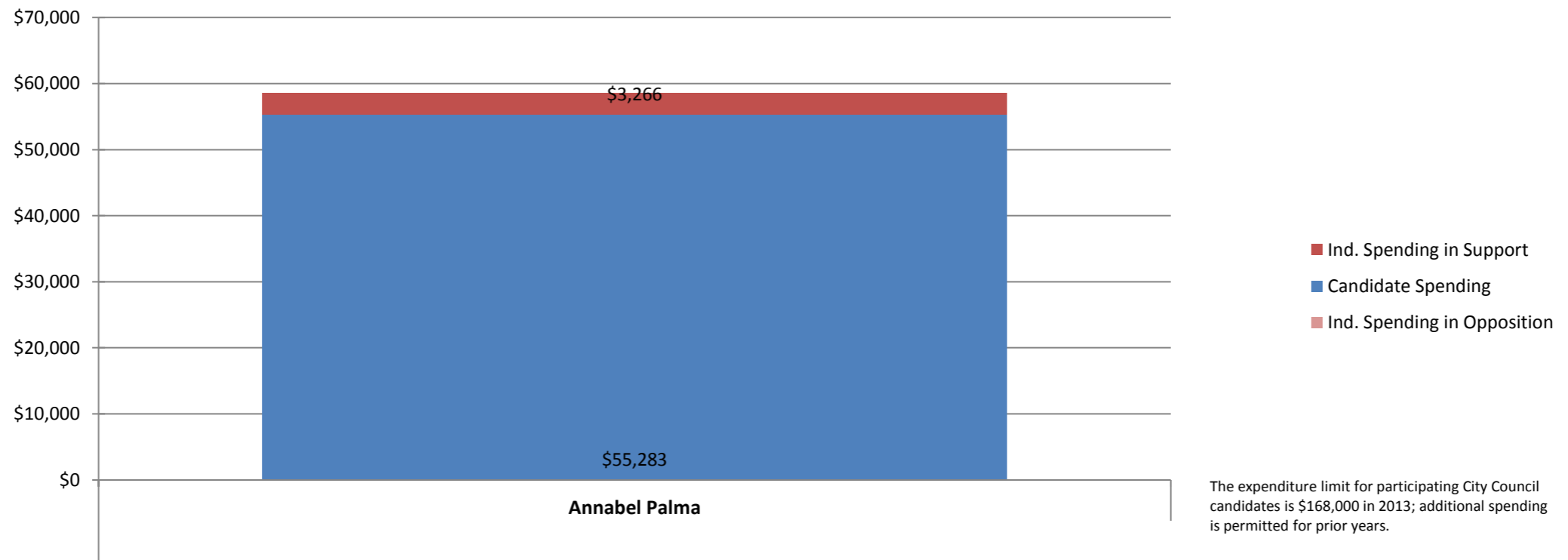
Independent and Candidate Spending - Council District 16 Top 5 Democratic Primary Candidates by Candidate Spending				Independent Spenders			
Reported non-exempt primary spending through 9/10/13. Candidate data as of 1/11/14; Independent spender data as of 11/28/13. * = indicates non-participant.							
<u>Council District 16</u>	Candidate Spending	Ind. Spending in Support	Ind. Spending in Opposition	<u>Jobs4NY</u>	<u>Empire State 32BJ SEIU PAC</u>	<u>Small Business Coalition</u>	<u>United for the Future</u>
<b>Vanessa Gibson</b>	\$178,728	\$204,623		191,084	9,515	2,233	1,791
<b>Pedro Alvarez</b>	\$148,079		-\$10,585	-10,585			
<b>Carlos Sierra</b>	\$118,053		-\$10,585	-10,585			
Naaimat Muhammed	\$89,033						
Bola Omotosho	\$63,650						
<b>Total Spending</b>	\$597,543	\$204,623	\$21,170	212,254	9,515	2,233	1,791
<b>% of Candidate Spending</b>		34%	4%	36%	2%	<1%	<1%

Winner shown in bold



## Independent and Candidate Spending - Council District 18

### Democratic Primary Candidates by Candidate Spending



The expenditure limit for participating City Council candidates is \$168,000 in 2013; additional spending is permitted for prior years.

Reported non-exempt primary spending through 9/10/13. Candidate data as of 1/11/14; Independent spender data as of 11/28/13. \* = indicates non-participant.

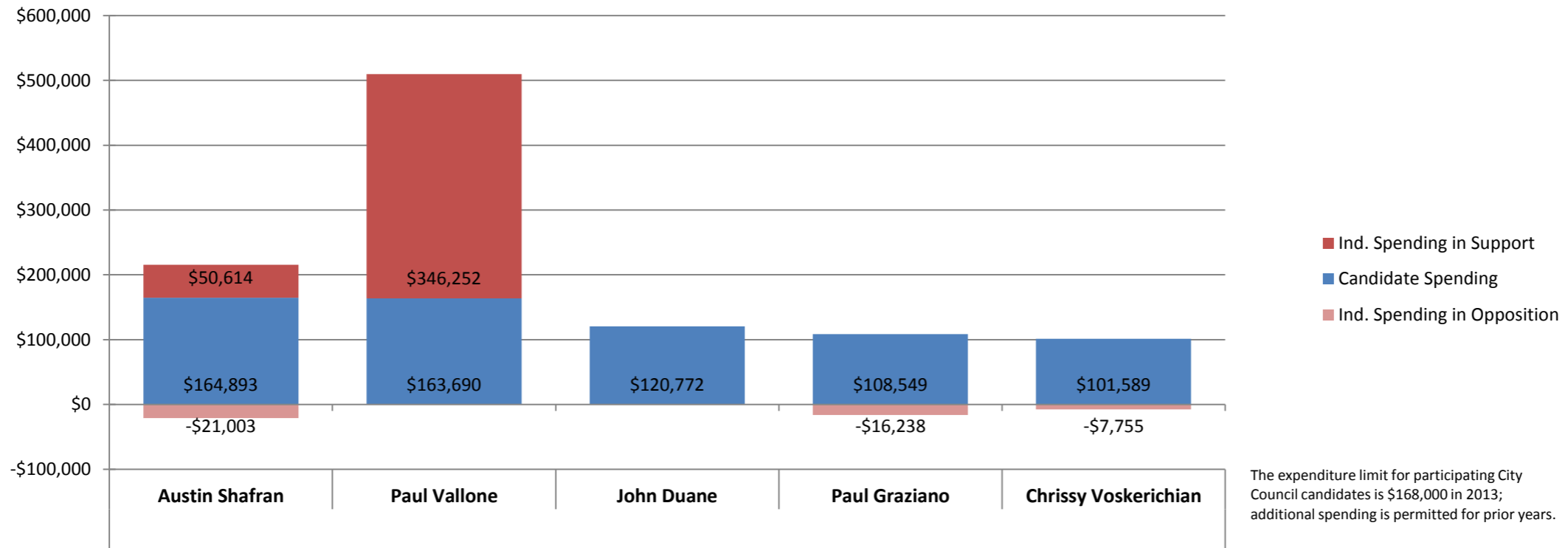
Independent and Candidate Spending - Council District 18 Democratic Primary Candidates by Candidate Spending				Independent Spenders	
Reported non-exempt primary spending through 9/10/13. Candidate data as of 1/11/14; Independent spender data as of 11/28/13. * = indicates non-participant.					
<u>Council District 18</u>	Candidate Spending	Ind. Spending in Support	Ind. Spending in Opposition	<u>Small Business Coalition</u>	<u>United for the Future</u>
<b>Annabel Palma</b>	\$55,283	\$3,266		2,014	1,252
Total Spending	\$55,283	\$3,266		2,014	1,252
% of Candidate Spending		6%		4%	2%

*Winner shown in bold*



## Independent and Candidate Spending - Council District 19

### Democratic Primary Candidates by Candidate Spending



Reported non-exempt primary spending through 9/10/13. Candidate data as of 1/11/14; Independent spender data as of 11/28/13. \* = indicates non-participant.

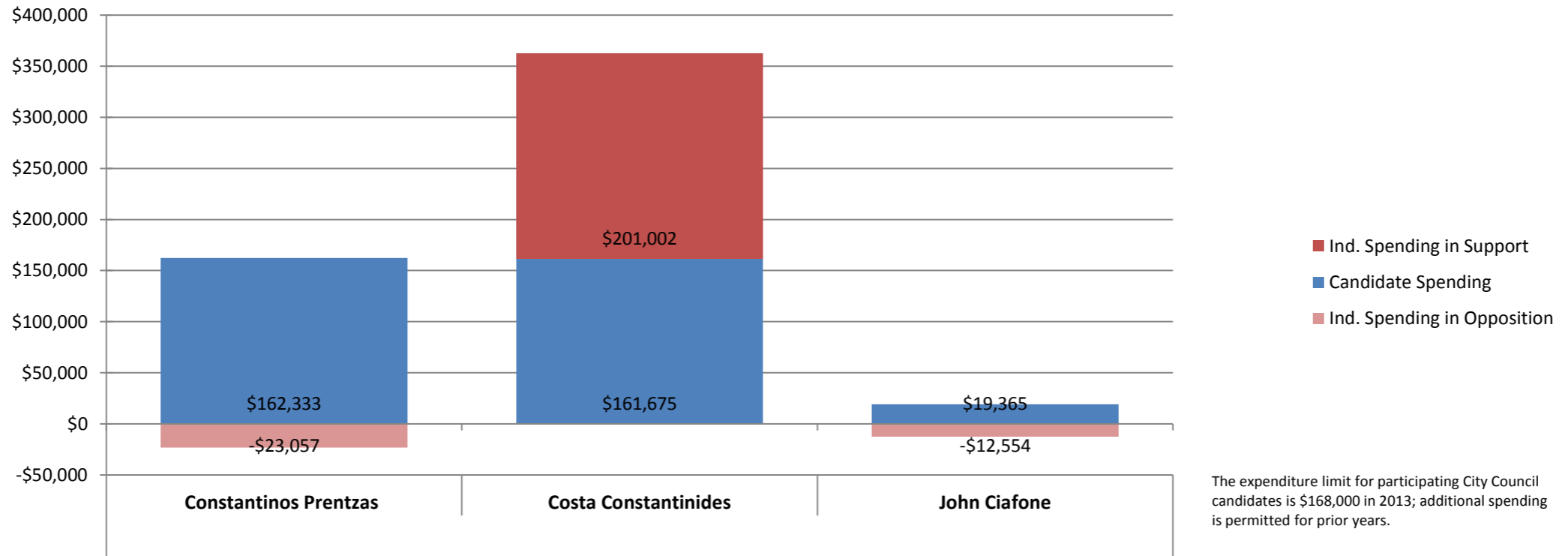
Independent and Candidate Spending - Council District 19 Democratic Primary Candidates by Candidate Spending				Independent Spenders					
Reported non-exempt primary spending through 9/10/13. Candidate data as of 1/11/14; Independent spender data as of 11/28/13. * = indicates non-participant.									
Council District 19	Candidate Spending	Ind. Spending in Support	Ind. Spending in Opposition	<a href="#">Jobs4NY</a>	<a href="#">United for the Future</a>	<a href="#">Small Business Coalition</a>	<a href="#">NYCLASS</a>	<a href="#">Catholic Citizens Comm PAC</a>	<a href="#">Empire State 32BJ SEIU PAC</a>
<a href="#">Austin Shafran</a>	\$164,893	\$50,614	-\$21,003	-21,003	47,300				3,314
<a href="#">Paul Vallone</a>	\$163,690	\$346,252		324,789		10,105	8,272	3,086	
John Duane	\$120,772								
<a href="#">Paul Graziano</a>	\$108,549		-\$16,238	-16,238					
<a href="#">Chrissy Voskerichian</a>	\$101,589		-\$7,755	-7,755					
Total Spending	\$659,493	\$396,866	\$44,996	369,785	47,300	10,105	8,272	3,086	3,314
% of Candidate Spending		60%	7%	56%	7%	2%	1%	<1%	1%

Winner shown in bold



## Independent and Candidate Spending - Council District 22

### Democratic Primary Candidates by Candidate Spending



The expenditure limit for participating City Council candidates is \$168,000 in 2013; additional spending is permitted for prior years.

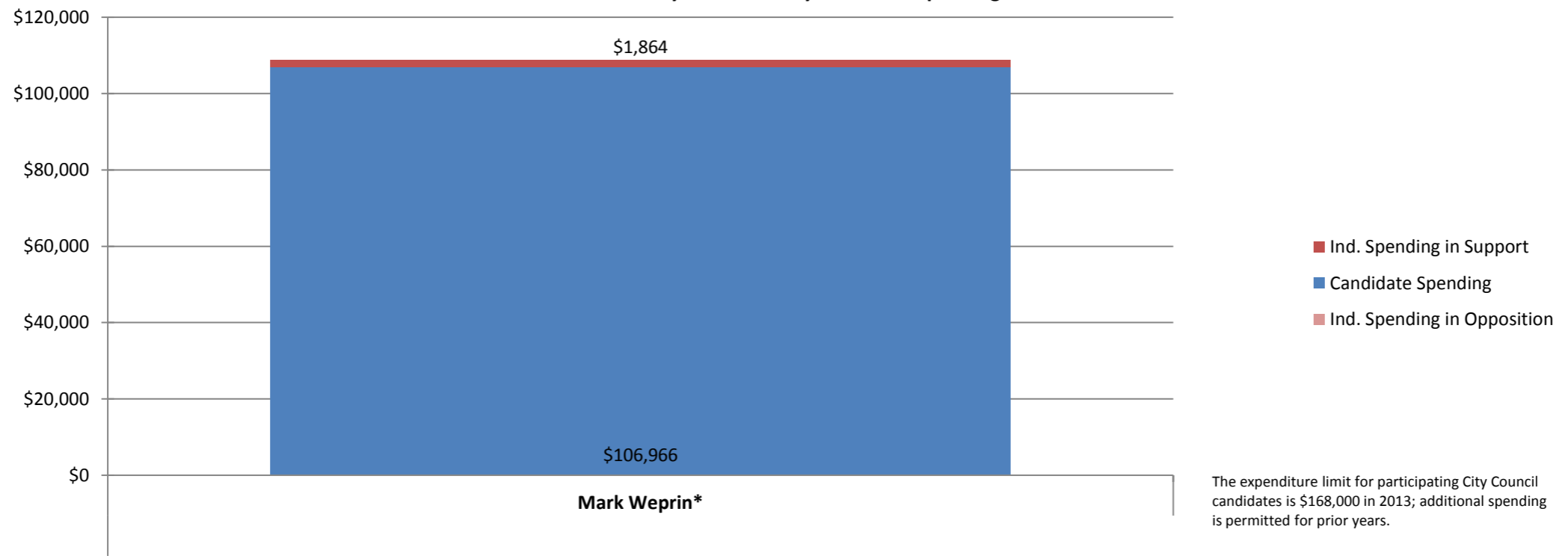
Reported non-exempt primary spending through 9/10/13. Candidate data as of 1/11/14; Independent spender data as of 11/28/13. \* = indicates non-participant.

Independent and Candidate Spending - Council District 22 Democratic Primary Candidates by Candidate Spending				Independent Spenders	
Reported non-exempt primary spending through 9/10/13. Candidate data as of 1/11/14; Independent spender data as of 11/28/13. * = indicates non-participant.					
Council District 22	Candidate Spending	Ind. Spending in Support	Ind. Spending in Opposition	<u>Jobs4NY</u>	<u>United for the Future</u>
<u>Constantinos Prentzas</u>	\$162,333		-\$23,057	-23,057	
<b>Costa Constantinides</b>	\$161,675	\$201,002		199,961	1,041
<u>John Ciafone</u>	\$19,365		-\$12,554	-12,554	
Total Spending	\$343,373	\$201,002	\$35,611	235,572	1,041
% of Candidate Spending		59%	10%	69%	<1%

Winner shown in bold

## Independent and Candidate Spending - Council District 23

### Democratic Primary Candidates by Candidate Spending



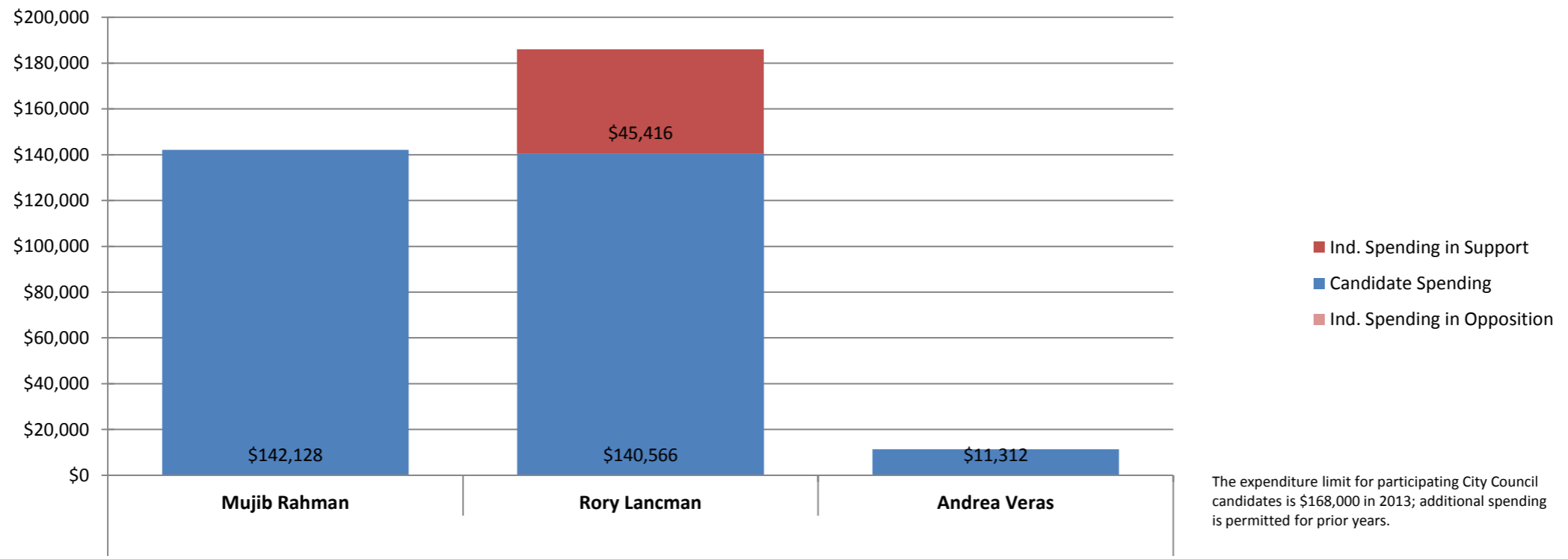
Reported non-exempt primary spending through 9/10/13. Candidate data as of 1/11/14; Independent spender data as of 11/28/13. \* = indicates non-participant.

Independent and Candidate Spending - Council District 23 Democratic Primary Candidates by Candidate Spending				Independent Spenders
Reported non-exempt primary spending through 9/10/13. Candidate data as of 1/11/14; Independent spender data as of 11/28/13. * = indicates non-participant.				
<u>Council District 23</u>	Candidate Spending	Ind. Spending in Support	Ind. Spending in Opposition	<u>United for the Future</u>
<b>Mark Weprin*</b>	\$106,966	\$1,864		1,864
Total Spending	\$106,966	\$1,864		1,864
% of Candidate Spending		2%		2%

*Winner shown in bold*

## Independent and Candidate Spending - Council District 24

### Top 5 Democratic Primary Candidates by Candidate Spending



The expenditure limit for participating City Council candidates is \$168,000 in 2013; additional spending is permitted for prior years.

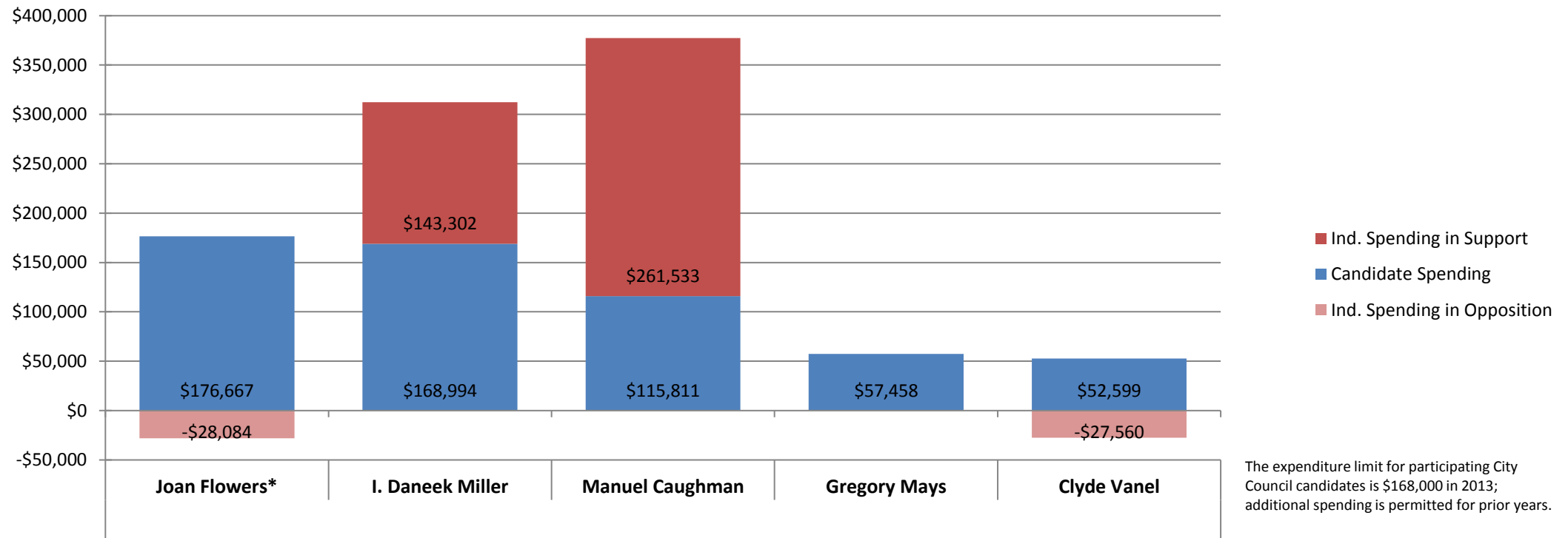
Reported non-exempt primary spending through 9/10/13. Candidate data as of 1/11/14; Independent spender data as of 11/28/13. \* = indicates non-participant.

Independent and Candidate Spending - Council District 24 Top 5 Democratic Primary Candidates by Candidate Spending				Independent Spenders		
Reported non-exempt primary spending through 9/10/13. Candidate data as of 1/11/14; Independent spender data as of 11/28/13. * = indicates non-participant.						
<u>Council District 24</u>	Candidate Spending	Ind. Spending in Support	Ind. Spending in Opposition	<u>Jobs4NY</u>	<u>Small Business Coalition</u>	<u>United for the Future</u>
Mujib Rahman	\$142,128					
<b>Rory Lancman</b>	\$140,566	\$45,416		41,780	2,348	1,288
Andrea Veras	\$11,312					
<b>Total Spending</b>	\$294,006	\$45,416		41,780	2,348	1,288
<b>% of Candidate Spending</b>		15%		14%	1%	<1%

Winner shown in bold

## Independent and Candidate Spending - Council District 27

Top 5 Democratic Primary Candidates by Candidate Spending



The expenditure limit for participating City Council candidates is \$168,000 in 2013; additional spending is permitted for prior years.

Reported non-exempt primary spending through 9/10/13. Candidate data as of 1/11/14; Independent spender data as of 11/28/13. \* = indicates non-participant.

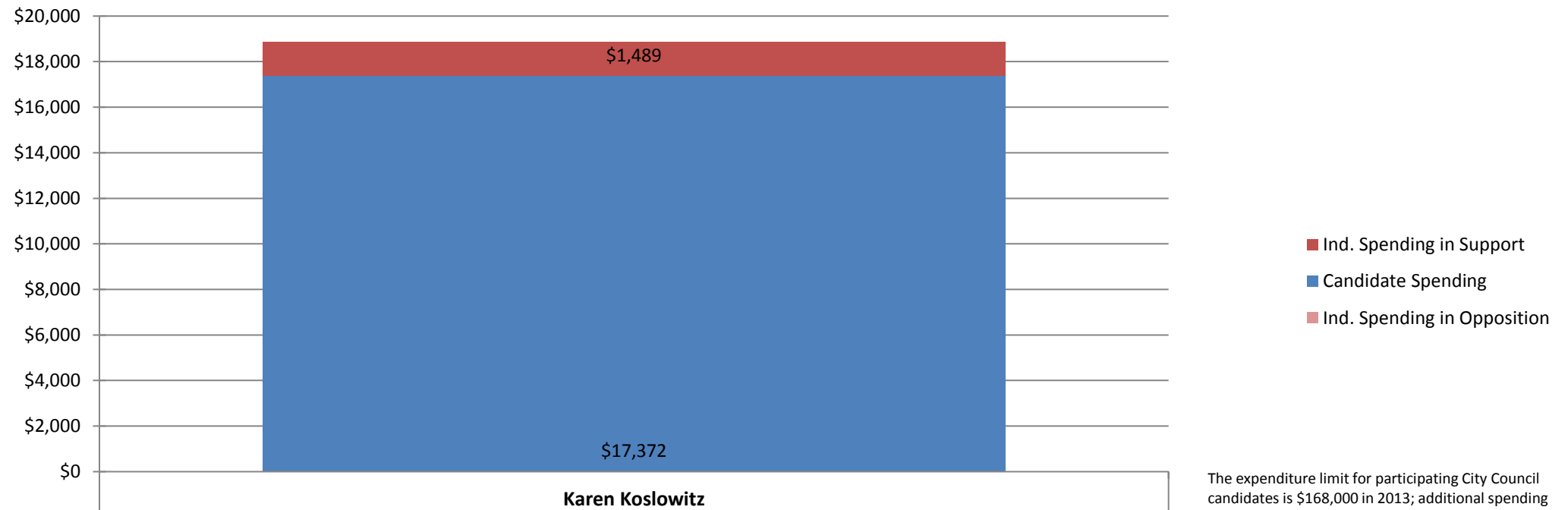
Independent and Candidate Spending - Council District 27 Top 5 Democratic Primary Candidates by Candidate Spending				Independent Spenders				
Reported non-exempt primary spending through 9/10/13. Candidate data as of 1/11/14; Independent spender data as of 11/28/13. * = indicates non-participant.								
Council District 27	Candidate	Candidate Spending	Ind. Spending in Support	Ind. Spending in Opposition	United for the Future		Empire State 32BJ SEIU PAC	
					Jobs4NY	NYC CLC PAC Fund	SEIU PAC	SEIU PAC
	<b>Joan Flowers*</b>	\$176,667		-\$28,084	-28,084			
	<b>I. Daneek Miller</b>	\$168,994	\$143,302			81,514	52,823	8,965
	<b>Manuel Caughman</b>	\$115,811	\$261,533		261,533			
	Gregory Mays	\$57,458						
	<b>Clyde Vanel</b>	\$52,599		-\$27,560	-27,560			
	<b>Total Spending</b>	\$571,529	\$404,835	\$55,644	317,177	81,514	52,823	8,965
	<b>% of Candidate Spending</b>		71%	10%	55%	14%	9%	2%

Winner shown in bold



## Independent and Candidate Spending - Council District 29

### Democratic Primary Candidates by Candidate Spending



The expenditure limit for participating City Council candidates is \$168,000 in 2013; additional spending is permitted for prior years.

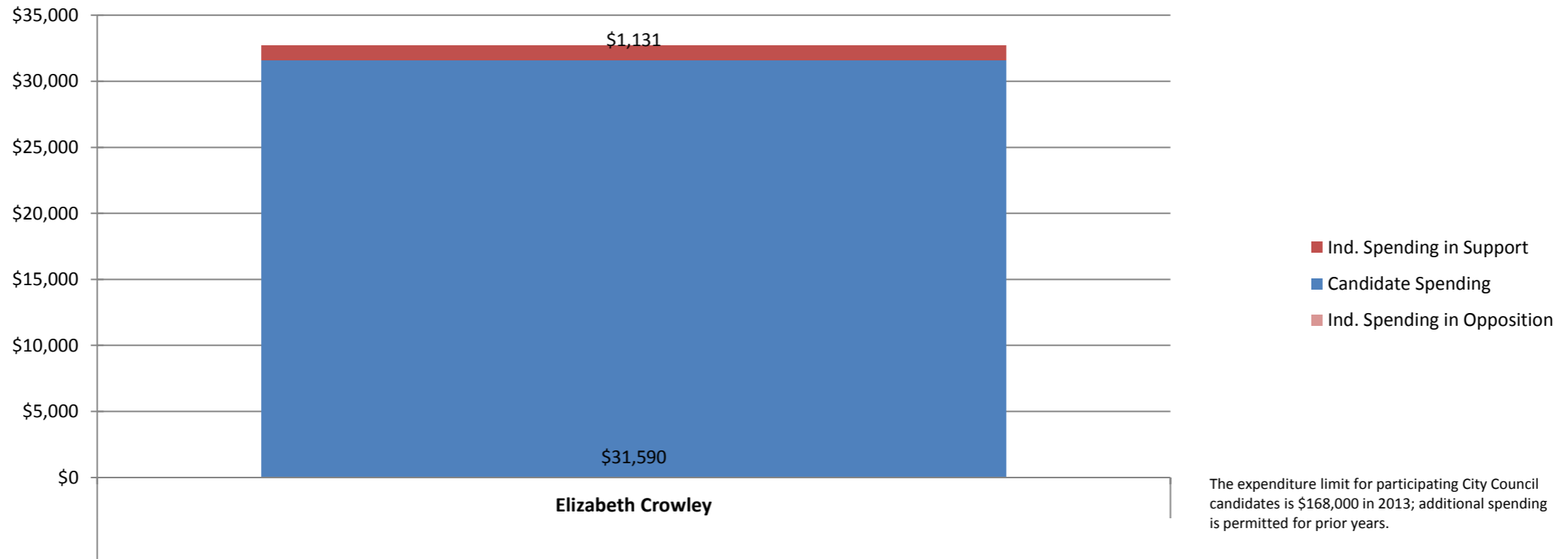
Reported non-exempt primary spending through 9/10/13. Candidate data as of 1/11/14; Independent spender data as of 11/28/13. \* = indicates non-participant.

Independent and Candidate Spending - Council District 29 Democratic Primary Candidates by Candidate Spending				Independent Spenders
Reported non-exempt primary spending through 9/10/13. Candidate data as of 1/11/14; Independent spender data as of 11/28/13. * = indicates non-participant.				
<u>Council District 29</u>	Candidate Spending	Ind. Spending in Support	Ind. Spending in Opposition	<u>United for the Future</u>
<b><u>Karen Koslowitz</u></b>	\$17,372	\$1,489		1,489
Total Spending	\$17,372	\$1,489		1,489
% of Candidate Spending		9%		9%

*Winner shown in bold*

## Independent and Candidate Spending - Council District 30

### Democratic Primary Candidates by Candidate Spending



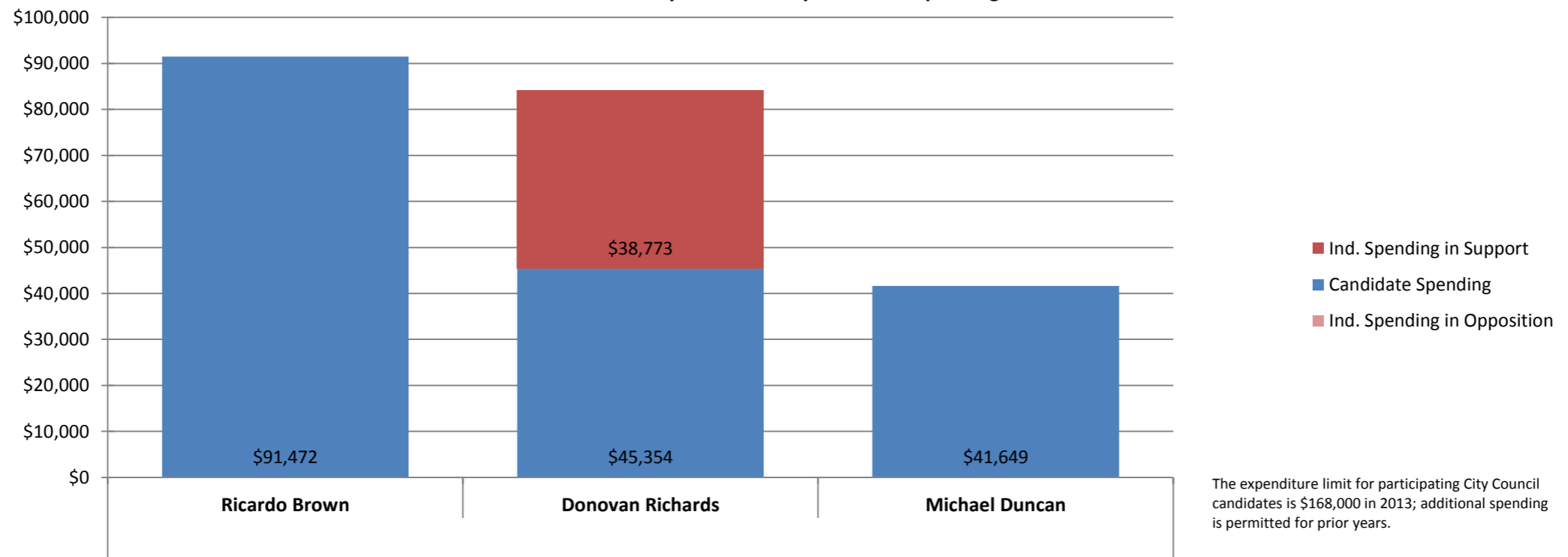
Reported non-exempt primary spending through 9/10/13. Candidate data as of 1/11/14; Independent spender data as of 11/28/13. \* = indicates non-participant.

Independent and Candidate Spending - Council District 30 Democratic Primary Candidates by Candidate Spending				Independent Spenders
Reported non-exempt primary spending through 9/10/13. Candidate data as of 1/11/14; Independent spender data as of 11/28/13. * = indicates non-participant.				
Council District 30	Candidate Spending	Ind. Spending in Support	Ind. Spending in Opposition	<u>United for the Future</u>
<b>Elizabeth Crowley</b>	\$31,590	\$1,131		1,131
Total Spending	\$31,590	\$1,131		1,131
% of Candidate Spending		4%		4%

*Winner shown in bold*

## Independent and Candidate Spending - Council District 31

### Democratic Primary Candidates by Candidate Spending



The expenditure limit for participating City Council candidates is \$168,000 in 2013; additional spending is permitted for prior years.

Reported non-exempt primary spending through 9/10/13. Candidate data as of 1/11/14; Independent spender data as of 11/28/13. \* = indicates non-participant.

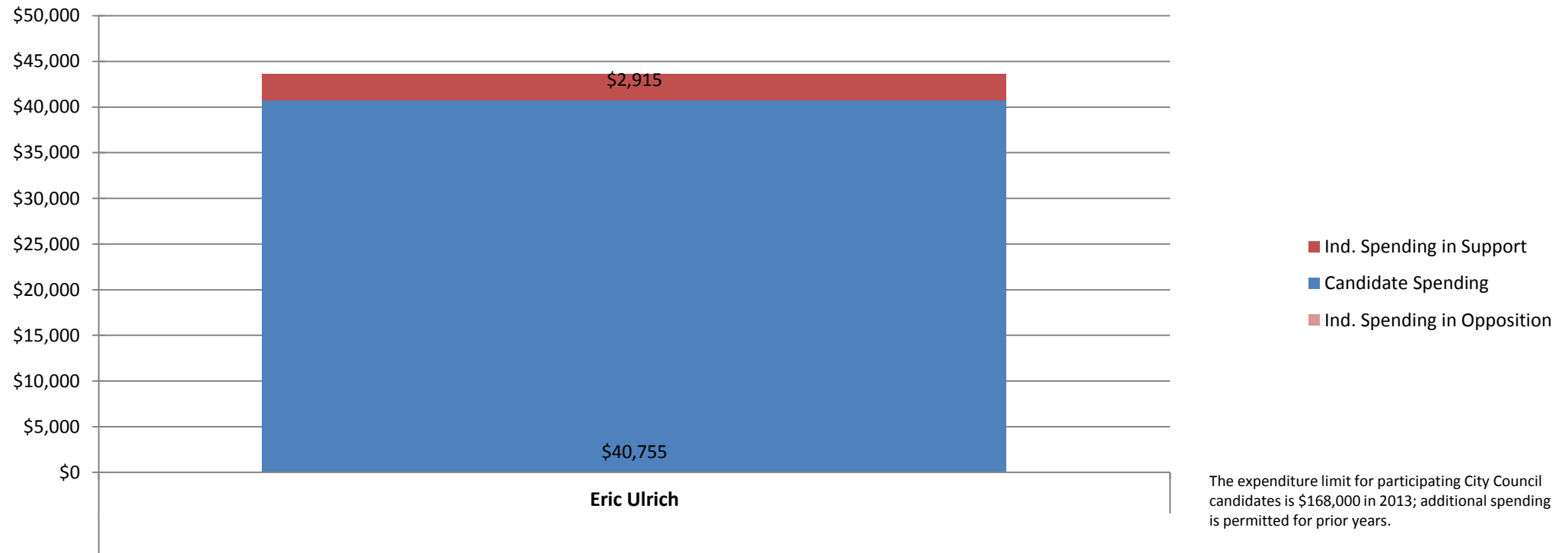
Independent and Candidate Spending - Council District 31 Democratic Primary Candidates by Candidate Spending				Independent Spenders	
Reported non-exempt primary spending through 9/10/13. Candidate data as of 1/11/14; Independent spender data as of 11/28/13. * = indicates non-participant.					
<u>Council District 31</u>	Candidate Spending	Ind. Spending in Support	Ind. Spending in Opposition	<u>Jobs4NY</u>	<u>United for the Future</u>
Ricardo Brown	\$91,472				
<b>Donovan Richards</b>	\$45,354	\$38,773		37,502	1,271
Michael Duncan	\$41,649				
Total Spending	\$178,475	\$38,773		37,502	1,271
% of Candidate Spending		22%		21%	1%

Winner shown in bold



## Independent and Candidate Spending - Council District 32

### Republican Primary Candidates by Candidate Spending



The expenditure limit for participating City Council candidates is \$168,000 in 2013; additional spending is permitted for prior years.

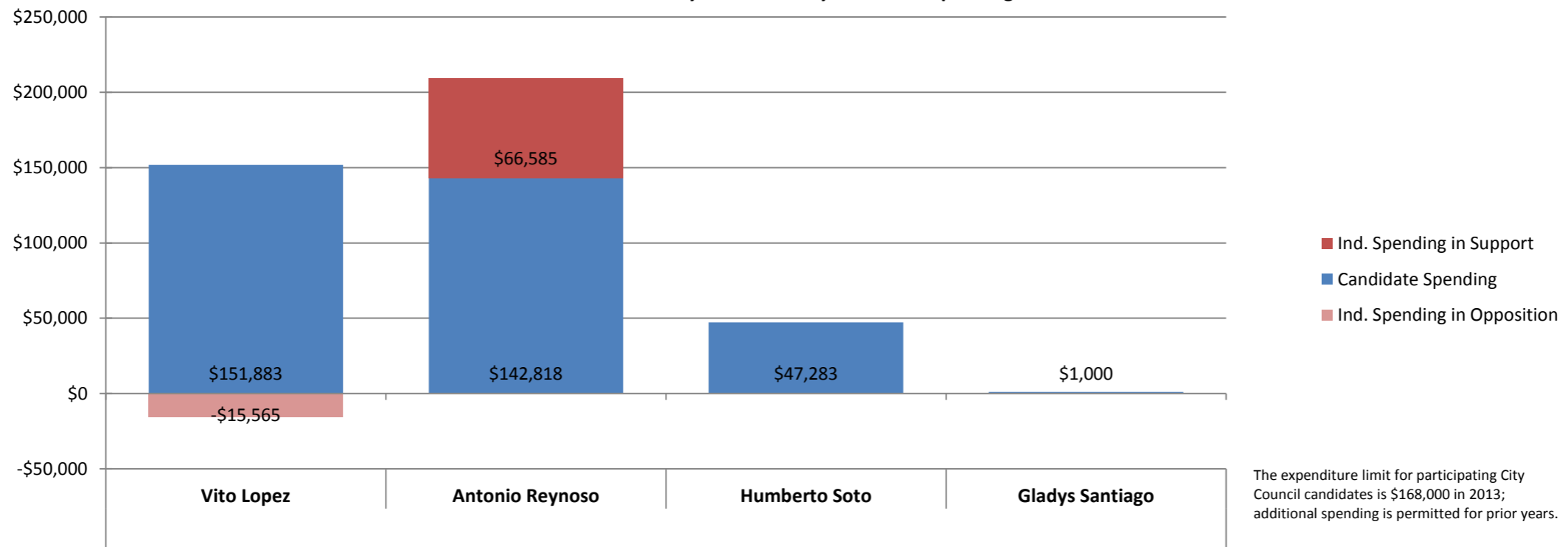
Reported non-exempt primary spending through 9/10/13. Candidate data as of 1/11/14; Independent spender data as of 11/28/13. \* = indicates non-participant.

<b>Independent and Candidate Spending - Council District 32</b>				<b>Independent Spenders</b>	
<b>Republican Primary Candidates by Candidate Spending</b>					
Reported non-exempt primary spending through 9/10/13. Candidate data as of 1/11/14; Independent spender data as of 11/28/13. * = indicates non-participant.					
<u>Council District 32</u>	Candidate Spending	Ind. Spending in Support	Ind. Spending in Opposition	<u>Small Business Coalition</u>	<u>United for the Future</u>
<b><u>Eric Ulrich</u></b>	\$40,755	\$2,915		1,497	1,418
Total Spending	\$40,755	\$2,915		1,497	1,418
% of Candidate Spending		7%		4%	3%

*Winner shown in bold*

## Independent and Candidate Spending - Council District 34

### Democratic Primary Candidates by Candidate Spending



Reported non-exempt primary spending through 9/10/13. Candidate data as of 1/11/14; Independent spender data as of 11/28/13. \* = indicates non-participant.

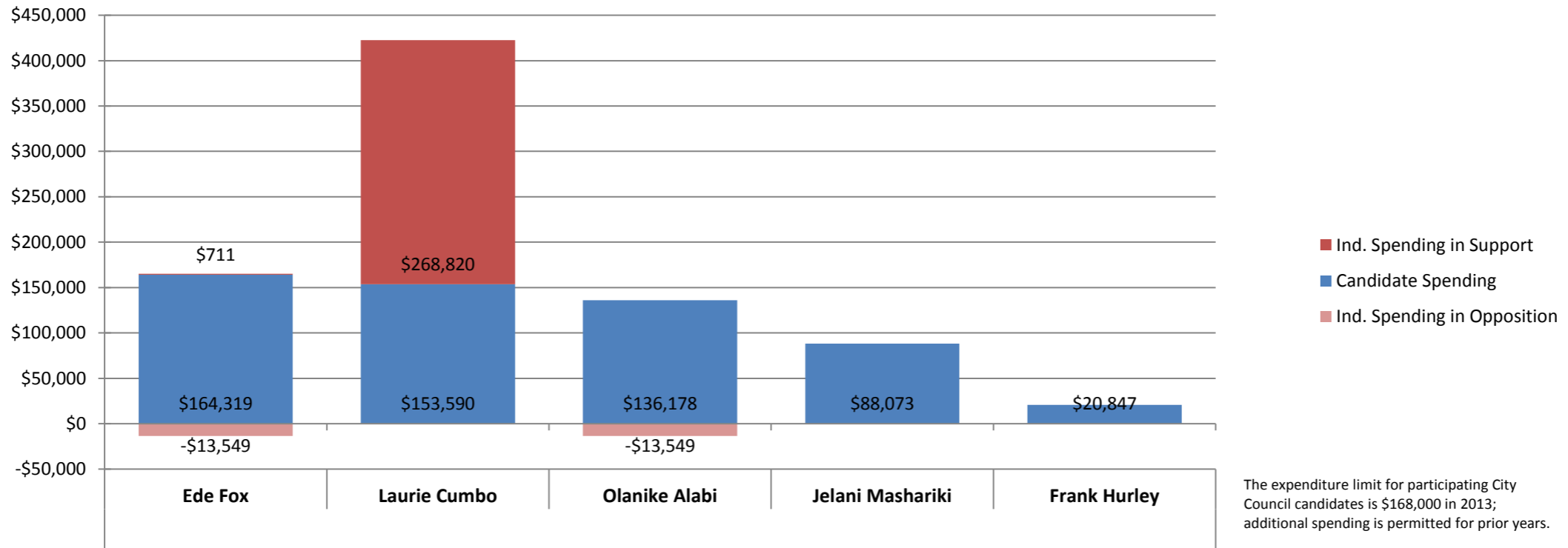
The expenditure limit for participating City Council candidates is \$168,000 in 2013; additional spending is permitted for prior years.

Independent and Candidate Spending - Council District 34 Democratic Primary Candidates by Candidate Spending				Independent Spenders		
Reported non-exempt primary spending through 9/10/13. Candidate data as of 1/11/14; Independent spender data as of 11/28/13. * = indicates non-participant.						
<u>Council District 34</u>	Candidate Spending	Ind. Spending in Support	Ind. Spending in Opposition	<u>United for the Future</u>	<u>Make the Road Political Action</u>	<u>Empire State 32BJ SEIU PAC</u>
<b>Vito Lopez</b>	\$151,883		-\$15,565		-15,565	
<b>Antonio Reynoso</b>	\$142,818	\$66,585		45,870	11,759	8,956
Humberto Soto	\$47,283					
Gladys Santiago	\$1,000					
<b>Total Spending</b>	\$342,984	\$66,585	\$15,565	45,870	27,324	8,956
<b>% of Candidate Spending</b>		19%	5%	13%	8%	3%

Winner shown in bold

## Independent and Candidate Spending - Council District 35

### Democratic Primary Candidates by Candidate Spending



Reported non-exempt primary spending through 9/10/13. Candidate data as of 1/11/14; Independent spender data as of 11/28/13. \* = indicates non-participant.

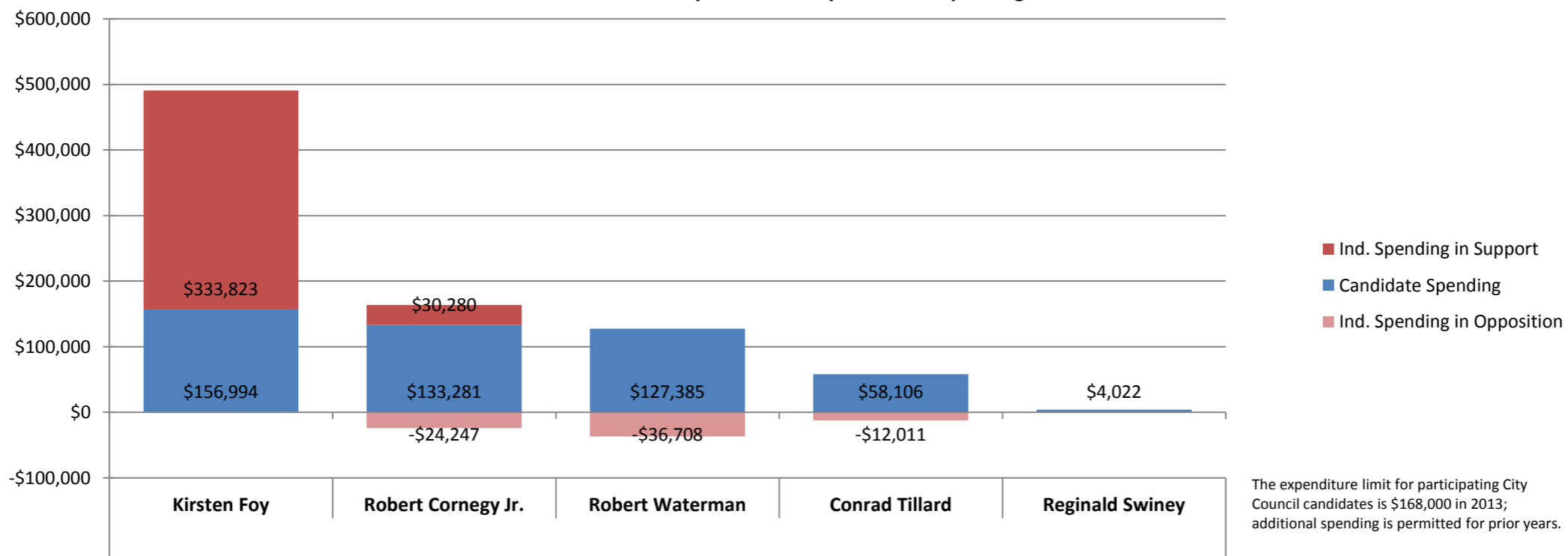
Independent and Candidate Spending - Council District 35 Democratic Primary Candidates by Candidate Spending				Independent Spenders				
Reported non-exempt primary spending through 9/10/13. Candidate data as of 1/11/14; Independent spender data as of 11/28/13. * = indicates non-participant.								
<u>Council District 35</u>	Candidate Spending	Ind. Spending in Support	Ind. Spending in Opposition	<u>Jobs4NY</u>	<u>United for the Future</u>	<u>Empire State 32BJ SEIU PAC</u>	<u>NYCLASS</u>	<u>Catholic Citizens Comm PAC</u>
<u>Ede Fox</u>	\$164,319	\$711	-\$13,549	-13,549				711
<u>Laurie Cumbo</u>	\$153,590	\$268,820		229,616	22,072	9,032	8,100	
<u>Olanike Alabi</u>	\$136,178		-\$13,549	-13,549				
Jelani Mashariki	\$88,073							
Frank Hurley	\$20,847							
<b>Total Spending</b>	<b>\$563,007</b>	<b>\$269,531</b>	<b>\$27,098</b>	<b>256,714</b>	<b>22,072</b>	<b>9,032</b>	<b>8,100</b>	<b>711</b>
<b>% of Candidate Spending</b>		<b>48%</b>	<b>5%</b>	<b>46%</b>	<b>4%</b>	<b>2%</b>	<b>1%</b>	<b>&lt;1%</b>

Winner shown in bold



## Independent and Candidate Spending - Council District 36

### Democratic Primary Candidates by Candidate Spending



Reported non-exempt primary spending through 9/10/13. Candidate data as of 1/11/14; Independent spender data as of 11/28/13. \* = indicates non-participant.

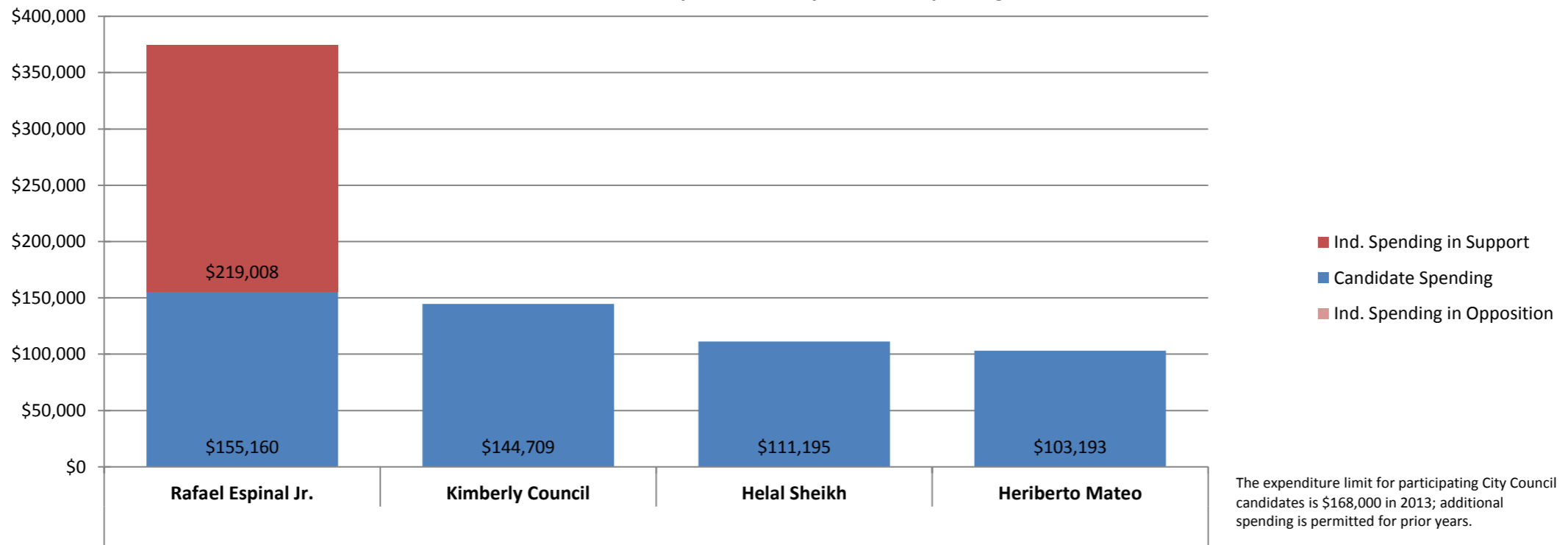
Independent and Candidate Spending - Council District 36 Democratic Primary Candidates by Candidate Spending				Independent Spenders					
Reported non-exempt primary spending through 9/10/13. Candidate data as of 1/11/14; Independent spender data as of 11/28/13. * = indicates non-participant.									
<u>Council District 36</u>	Candidate Spending	Ind. Spending in Support	Ind. Spending in Opposition	<u>Jobs4NY</u>	<u>Small Business Coalition</u>	<u>United for the Future</u>	<u>City Action Coalition PAC</u>	<u>Empire State 32BJ SEIU PAC</u>	<u>TWU Local 100 Political Action</u>
<b>Kirsten Foy</b>	\$156,994	\$333,823	\$0	274,852	\$0	27,739	22,761	8,471	\$0
<b>Robert Cornegy Jr.</b>	\$133,281	\$30,280	-\$24,247	-24,247	28,551	\$0	\$0	\$0	1,729
<b>Robert Waterman</b>	\$127,385	\$0	-\$36,708	-36,708	\$0	\$0	\$0	\$0	\$0
<b>Conrad Tillard</b>	\$58,106	\$0	-\$12,011	-12,011	\$0	\$0	\$0	\$0	\$0
<b>Reginald Swiney</b>	\$4,022	\$0	\$0	\$0	\$0	\$0	\$0	\$0	\$0
<b>Total Spending</b>	\$479,788	\$364,103	\$72,966	347,818	28,551	27,739	22,761	8,471	1,729
<b>% of Candidate Spending</b>		76%	15%	72%	6%	6%	5%	2%	<1%

Winner shown in bold



## Independent and Candidate Spending - Council District 37

### Democratic Primary Candidates by Candidate Spending



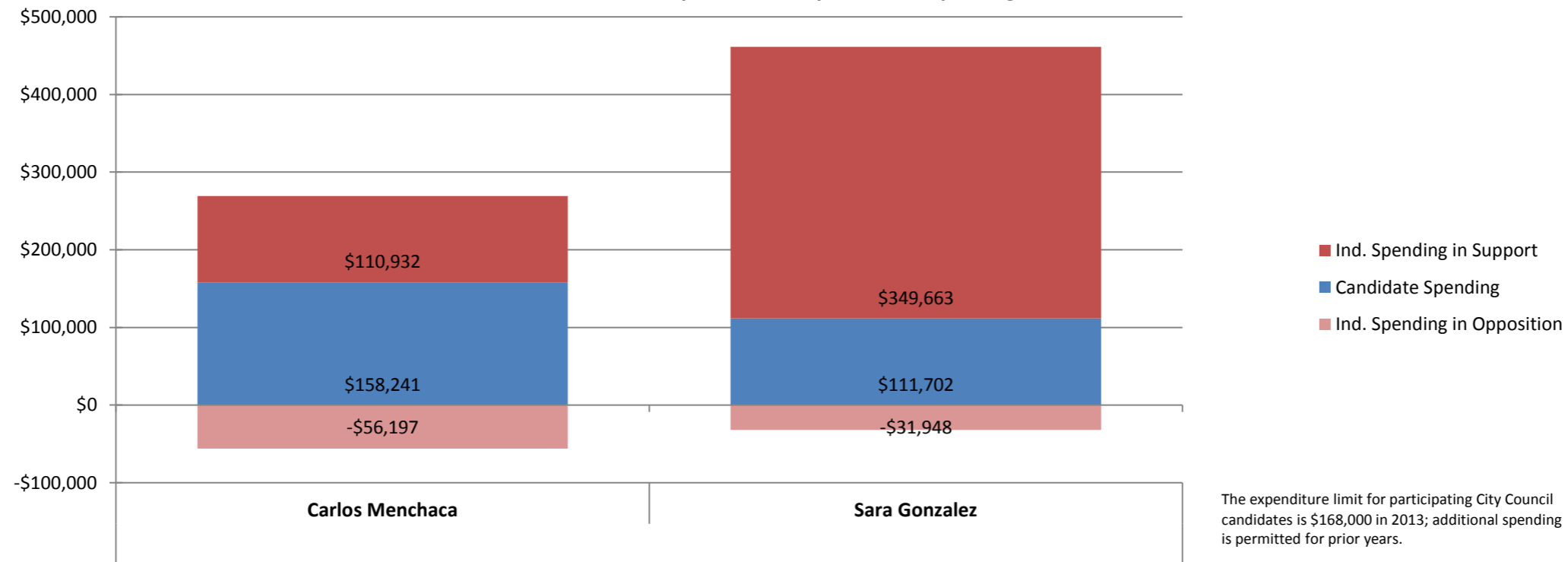
Reported non-exempt primary spending through 9/10/13. Candidate data as of 1/11/14; Independent spender data as of 11/28/13. \* = indicates non-participant.

Independent and Candidate Spending - Council District 37 Democratic Primary Candidates by Candidate Spending				Independent Spenders	
Reported non-exempt primary spending through 9/10/13. Candidate data as of 1/11/14; Independent spender data as of 11/28/13. * = indicates non-participant.					
<u>Council District 37</u>	Candidate Spending	Ind. Spending in Support	Ind. Spending in Opposition	<u>Jobs4NY</u>	<u>Small Business Coalition</u>
<b>Rafael Espinal Jr.</b>	\$155,160	\$219,008		\$217,537	\$1,471
Kimberly Council	\$144,709				
Helal Sheikh	\$111,195				
Heriberto Mateo	\$103,193				
Total Spending	\$514,257	\$219,008		217,537	1,471
% of Candidate Spending		43%		42%	<1%

*Winner shown in bold*

## Independent and Candidate Spending - Council District 38

### Democratic Primary Candidates by Candidate Spending



Reported non-exempt primary spending through 9/10/13. Candidate data as of 1/11/14; Independent spender data as of 11/28/13. \* = indicates non-participant.

The expenditure limit for participating City Council candidates is \$168,000 in 2013; additional spending is permitted for prior years.

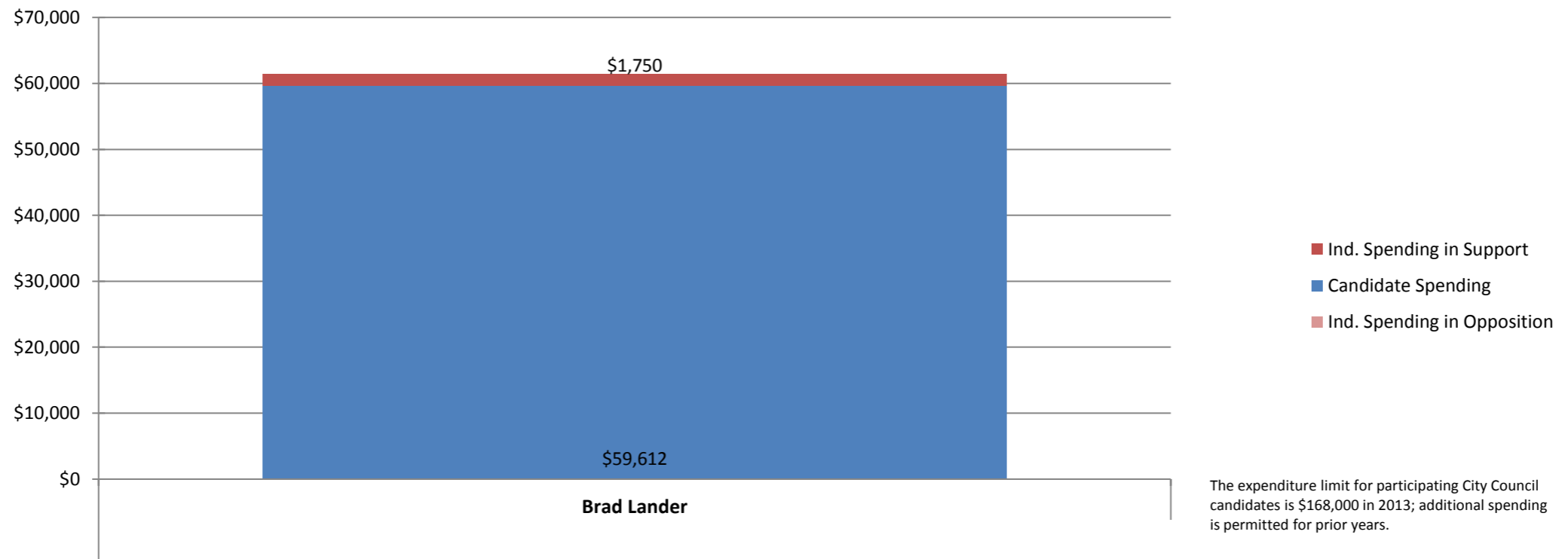
Independent and Candidate Spending - Council District 38 Democratic Primary Candidates by Candidate Spending				Independent Spenders					
Reported non-exempt primary spending through 9/10/13. Candidate data as of 1/11/14; Independent spender data as of 11/28/13. * = indicates non-participant.									
<u>Council District 38</u>	Candidate Spending	Ind. Spending in Support	Ind. Spending in Opposition	<u>Jobs4NY</u>	<u>NYC CLC PAC Fund</u>	<u>Progressive Brooklyn PAC</u>	<u>Small Business Coalition</u>	<u>City Action Coalition PAC</u>	<u>Empire State 32BJ SEIU PAC</u>
<b>Carlos Menchaca</b>	\$158,241	\$110,932	-\$56,197	-56,197	91,651	6,264			13,017
<b>Sara Gonzalez</b>	\$111,702	\$349,663	-\$31,948	298,166		-31,948	28,995	22,502	
<b>Total Spending</b>	\$269,943	\$460,595	\$88,145	354,363	91,651	38,212	28,995	22,502	13,017
<b>% of Candidate Spending</b>		171%	33%	131%	34%	14%	11%	8%	5%

*Winner shown in bold*



## Independent and Candidate Spending - Council District 39

### Democratic Primary Candidates by Candidate Spending



The expenditure limit for participating City Council candidates is \$168,000 in 2013; additional spending is permitted for prior years.

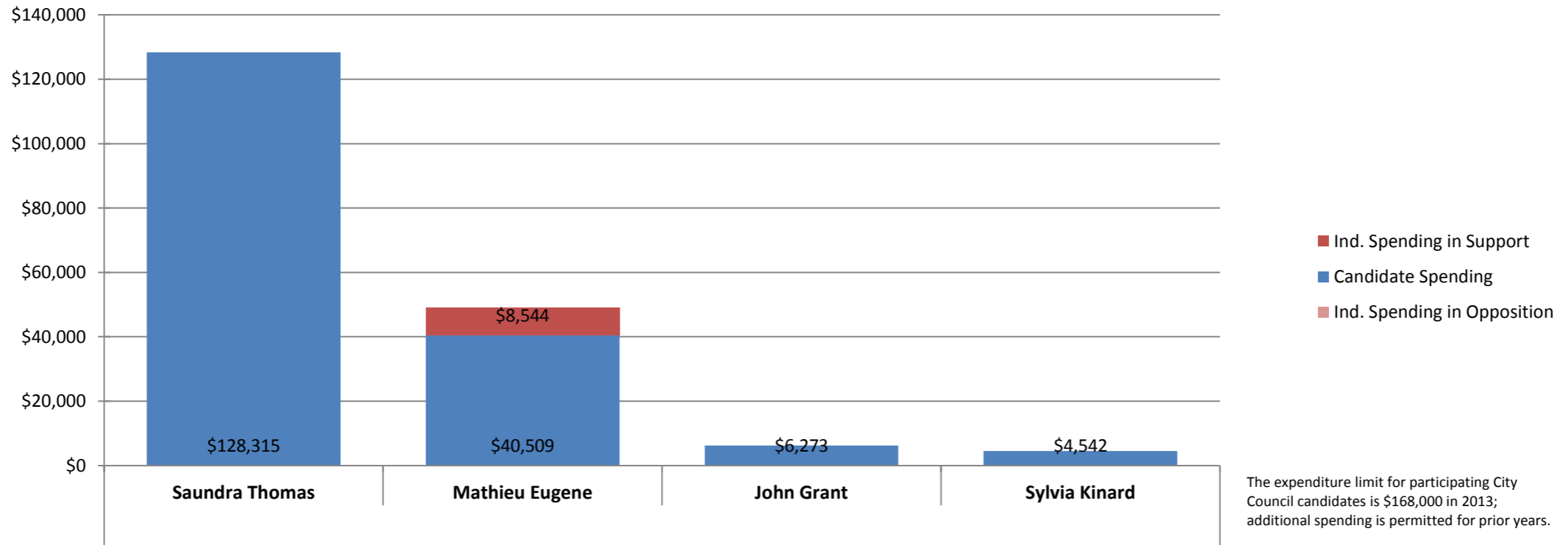
Reported non-exempt primary spending through 9/10/13. Candidate data as of 1/11/14; Independent spender data as of 11/28/13. \* = indicates non-participant.

Independent and Candidate Spending - Council District 39 Democratic Primary Candidates by Candidate Spending				Independent Spenders
Reported non-exempt primary spending through 9/10/13. Candidate data as of 1/11/14; Independent spender data as of 11/28/13. * = indicates non-participant.				
<u>Council District 39</u>	Candidate Spending	Ind. Spending in Support	Ind. Spending in Opposition	<u>United for the Future</u>
<b>Brad Lander</b>	\$59,612	\$1,750		1,750
Total Spending	\$59,612	\$1,750		1,750
% of Candidate Spending		3%		3%

Winner shown in bold

## Independent and Candidate Spending - Council District 40

### Democratic Primary Candidates by Candidate Spending



The expenditure limit for participating City Council candidates is \$168,000 in 2013; additional spending is permitted for prior years.

Reported non-exempt primary spending through 9/10/13. Candidate data as of 1/11/14; Independent spender data as of 11/28/13. \* = indicates non-participant.

Independent and Candidate Spending - Council District 40 Democratic Primary Candidates by Candidate Spending				Independent Spenders	
Reported non-exempt primary spending through 9/10/13. Candidate data as of 1/11/14; Independent spender data as of 11/28/13. * = indicates non-participant.					
<u>Council District 40</u>	Candidate Spending	Ind. Spending in Support	Ind. Spending in Opposition	<u>Small Business Coalition</u>	<u>United for the Future</u>
<b>Sandra Thomas</b>	\$128,315				
<b>Mathieu Eugene</b>	\$40,509	\$8,544		\$7,431	\$1,113
John Grant	\$6,273				
Sylvia Kinard	\$4,542				
Total Spending	\$179,639	\$8,544		7,431	1,113
% of Candidate Spending		5%		4%	1%

Winner shown in bold



## Independent and Candidate Spending - Council District 42

### Democratic Primary Candidates by Candidate Spending



Reported non-exempt primary spending through 9/10/13. Candidate data as of 1/11/14; Independent spender data as of 11/28/13. \* = indicates non-participant.

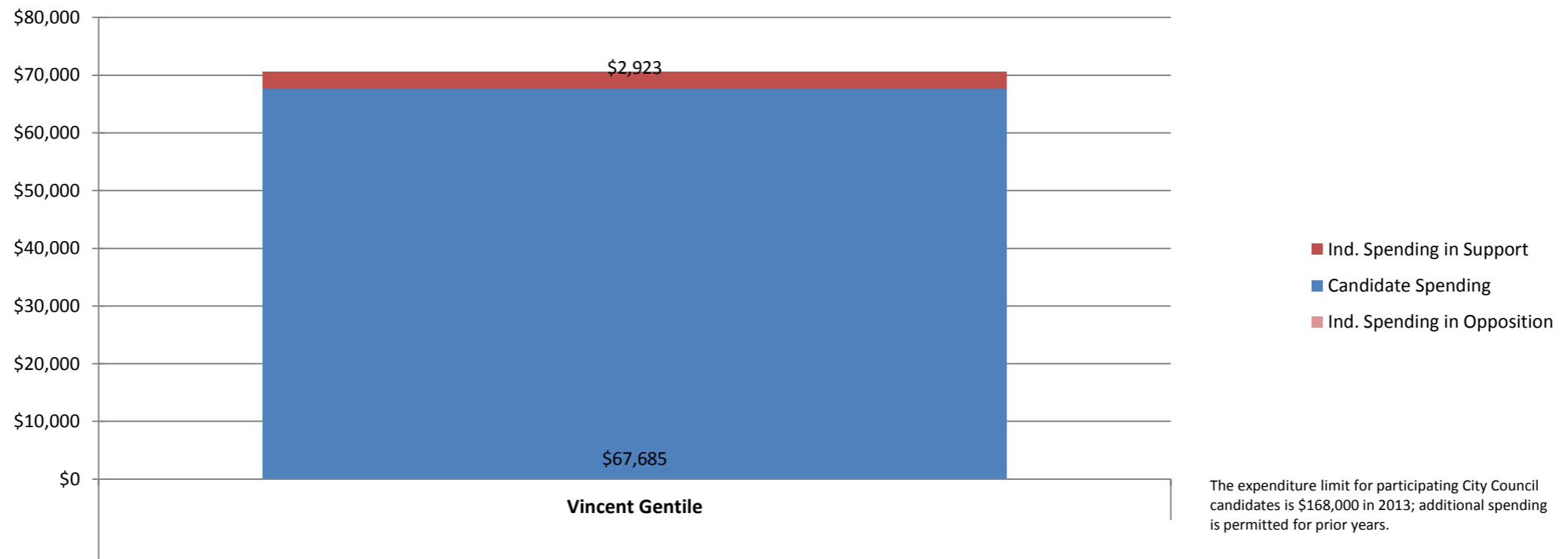
Independent and Candidate Spending - Council District 42 Democratic Primary Candidates by Candidate Spending				Independent Spenders	
Reported non-exempt primary spending through 9/10/13. Candidate data as of 1/11/14; Independent spender data as of 11/28/13. * = indicates non-participant.					
Council District 42	Candidate Spending	Ind. Spending in Support	Ind. Spending in Opposition	<a href="#">TWU Local 100 Political Action</a>	<a href="#">United for the Future</a>
Christopher Banks	\$124,710				
Sean Henry	\$111,435				
John Whitehead	\$85,432				
<b>Inez Barron</b>	\$76,600	\$2,163		1,099	1,064
Nikki Lucas	\$25,496				
<b>Total Spending</b>	\$423,673	\$2,163		1,099	1,064
<b>% of Candidate Spending</b>		1%		<1%	<1%

Winner shown in bold



## Independent and Candidate Spending - Council District 43

### Democratic Primary Candidates by Candidate Spending



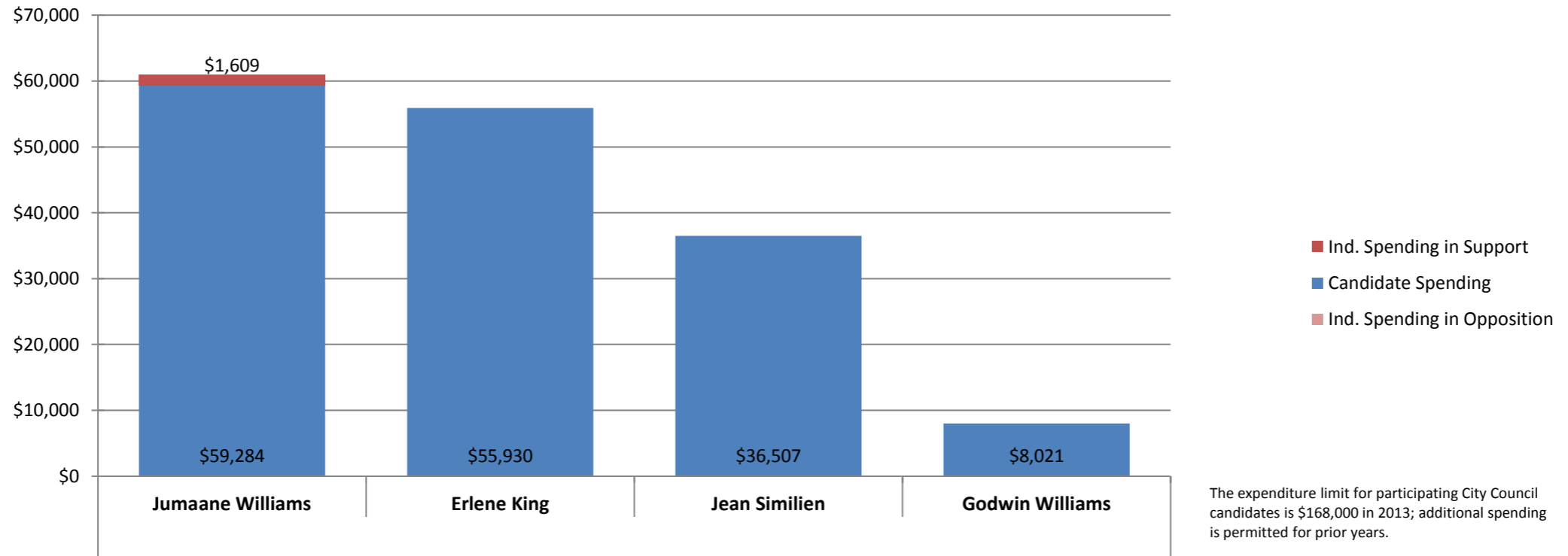
Reported non-exempt primary spending through 9/10/13. Candidate data as of 1/11/14; Independent spender data as of 11/28/13. \* = indicates non-participant.

Independent and Candidate Spending - Council District 43 Democratic Primary Candidates by Candidate Spending				Independent Spenders	
Reported non-exempt primary spending through 9/10/13. Candidate data as of 1/11/14; Independent spender data as of 11/28/13. * = indicates non-participant.					
<u>Council District 43</u>	Candidate Spending	Ind. Spending in Support	Ind. Spending in Opposition	<u>Small Business Coalition</u>	<u>United for the Future</u>
<b>Vincent Gentile</b>	\$67,685	\$2,923		1,497	1,426
Total Spending	\$67,685	\$2,923		1,497	1,426
% of Candidate Spending		4%		2%	2%

*Winner shown in bold*

## Independent and Candidate Spending - Council District 45

### Democratic Primary Candidates by Candidate Spending



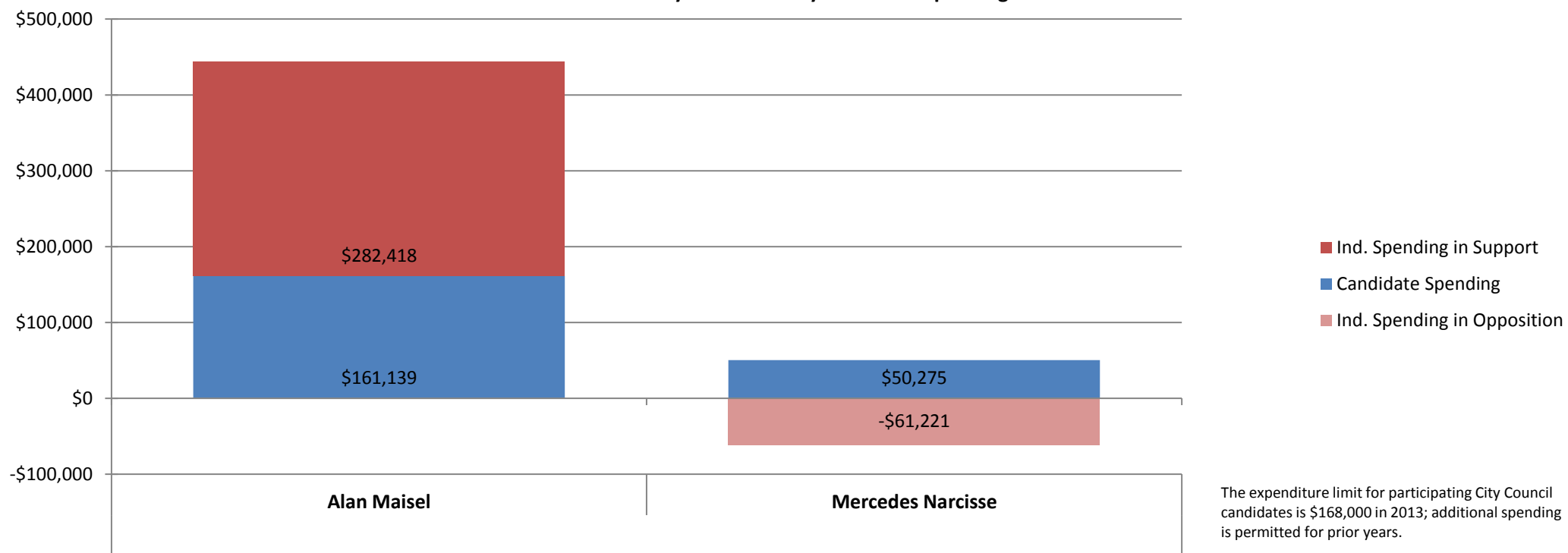
Reported non-exempt primary spending through 9/10/13. Candidate data as of 1/11/14; Independent spender data as of 11/28/13. \* = indicates non-participant.

Independent and Candidate Spending - Council District 45 Democratic Primary Candidates by Candidate Spending				Independent Spenders
Reported non-exempt primary spending through 9/10/13. Candidate data as of 1/11/14; Independent spender data as of 11/28/13. * = indicates non-participant.				
<u>Council District 45</u>	Candidate Spending	Ind. Spending in Support	Ind. Spending in Opposition	<u>United for the Future</u>
<b>Jumaane Williams</b>	\$59,284	\$1,609		1,609
Erlene King	\$55,930			
Jean Similien	\$36,507			
Godwin Williams	\$8,021			
Total Spending	\$159,741	\$1,609		1,609
% of Candidate Spending		1%		1%

*Winner shown in bold*

## Independent and Candidate Spending - Council District 46

### Democratic Primary Candidates by Candidate Spending



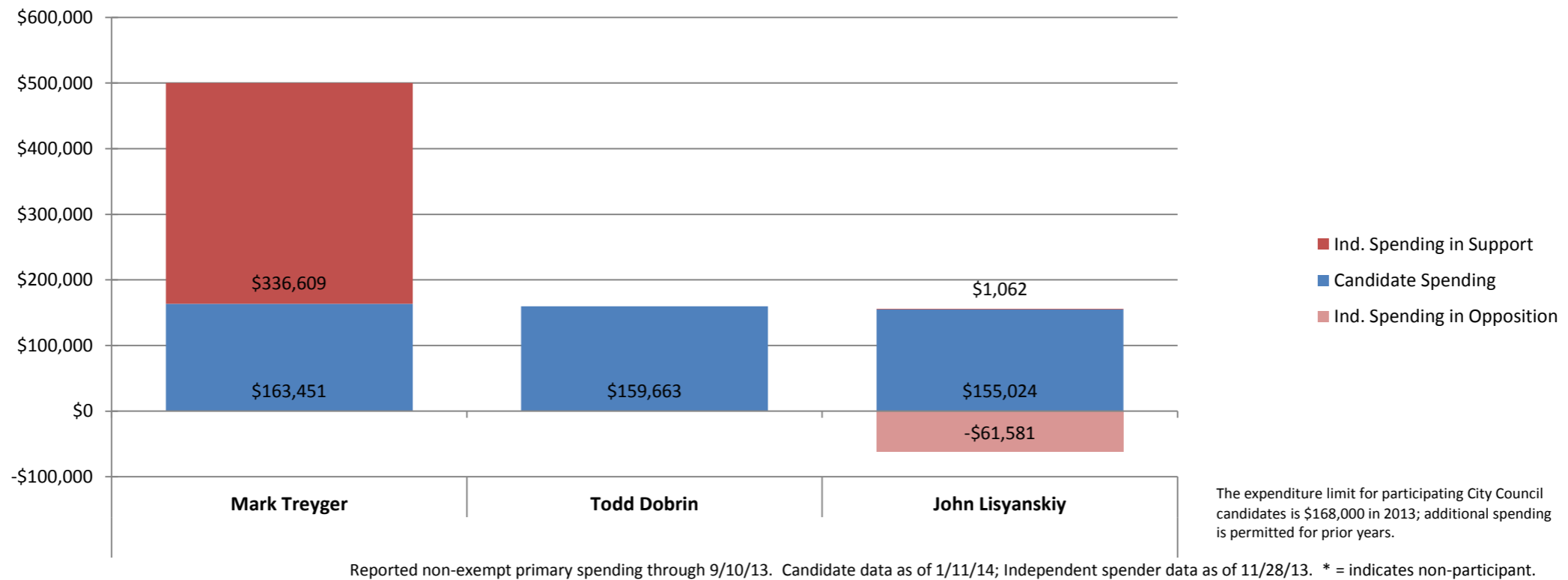
Reported non-exempt primary spending through 9/10/13. Candidate data as of 1/11/14; Independent spender data as of 11/28/13. \* = indicates non-participant.

Independent and Candidate Spending - Council District 46 Democratic Primary Candidates by Candidate Spending				Independent Spenders		
Reported non-exempt primary spending through 9/10/13. Candidate data as of 1/11/14; Independent spender data as of 11/28/13. * = indicates non-participant.						
Council District 46	Candidate Spending	Ind. Spending in Support	Ind. Spending in Opposition	<a href="#">Jobs4NY</a>	<a href="#">United for the Future</a>	<a href="#">Small Business Coalition</a>
<a href="#">Alan Maisel</a>	\$161,139	\$282,418		237,706	43,254	1,458
<a href="#">Mercedes Narcisse</a>	\$50,275		-\$61,221	-61,221		
<b>Total Spending</b>	<b>\$211,414</b>	<b>\$282,418</b>	<b>\$61,221</b>	<b>298,927</b>	<b>43,254</b>	<b>1,458</b>
<b>% of Candidate Spending</b>		<b>134%</b>	<b>29%</b>	<b>141%</b>	<b>20%</b>	<b>1%</b>

*Winner shown in bold*

## Independent and Candidate Spending - Council District 47

### Democratic Primary Candidates by Candidate Spending

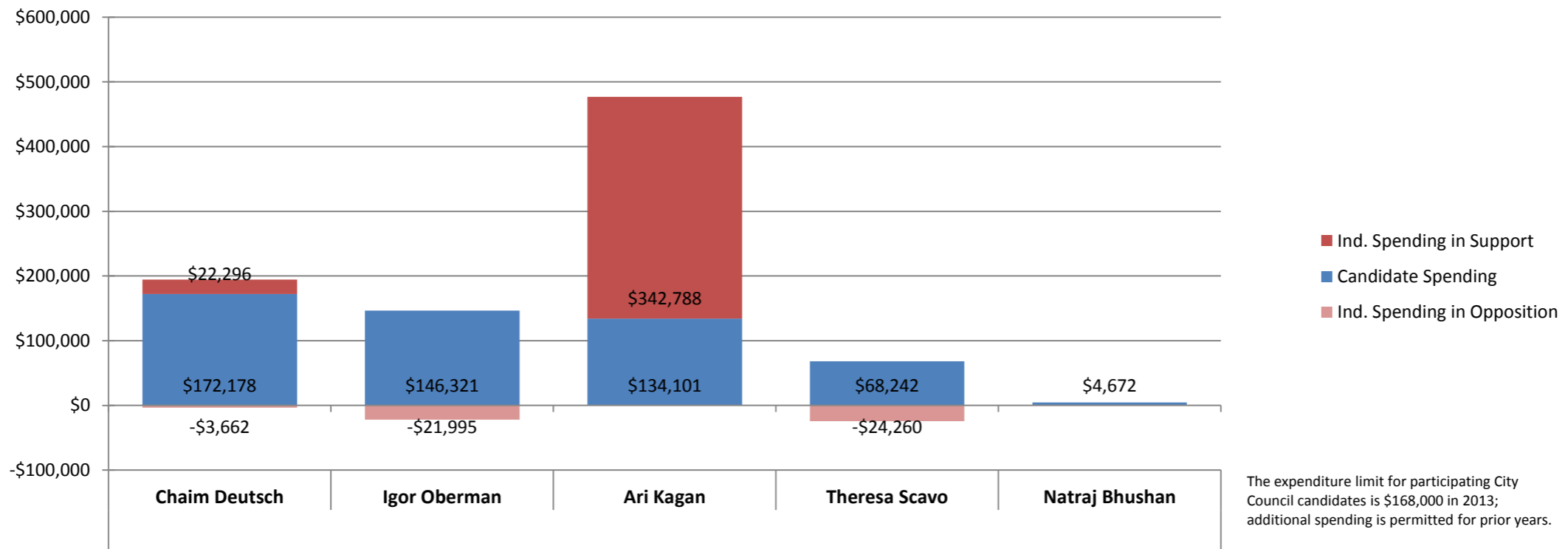


Independent and Candidate Spending - Council District 47 Democratic Primary Candidates by Candidate Spending				Independent Spenders			
Reported non-exempt primary spending through 9/10/13. Candidate data as of 1/11/14; Independent spender data as of 11/28/13. * = indicates non-participant.							
<u>Council District 47</u>	Candidate Spending	Ind. Spending in Support	Ind. Spending in Opposition	<u>Jobs4NY</u>	<u>United for the Future</u>	<u>Small Business Coalition</u>	<u>Evgeny Freidman</u>
<b>Mark Treyger</b>	\$163,451	\$336,609		267,600	39,387	29,622	
Todd Dobrin	\$159,663						
<b>John Lisianskiy</b>	\$155,024	\$1,062	-\$61,581	-43,812		-17,769	1,062
<b>Total Spending</b>	\$478,138	\$337,671	\$61,581	311,412	39,387	47,391	1,062
<b>% of Candidate Spending</b>		71%	13%	65%	8%	10%	<1%

Winner shown in bold

## Independent and Candidate Spending - Council District 48

### Democratic Primary Candidates by Candidate Spending



The expenditure limit for participating City Council candidates is \$168,000 in 2013; additional spending is permitted for prior years.

Reported non-exempt primary spending through 9/10/13. Candidate data as of 1/11/14; Independent spender data as of 11/28/13. \* = indicates non-participant.

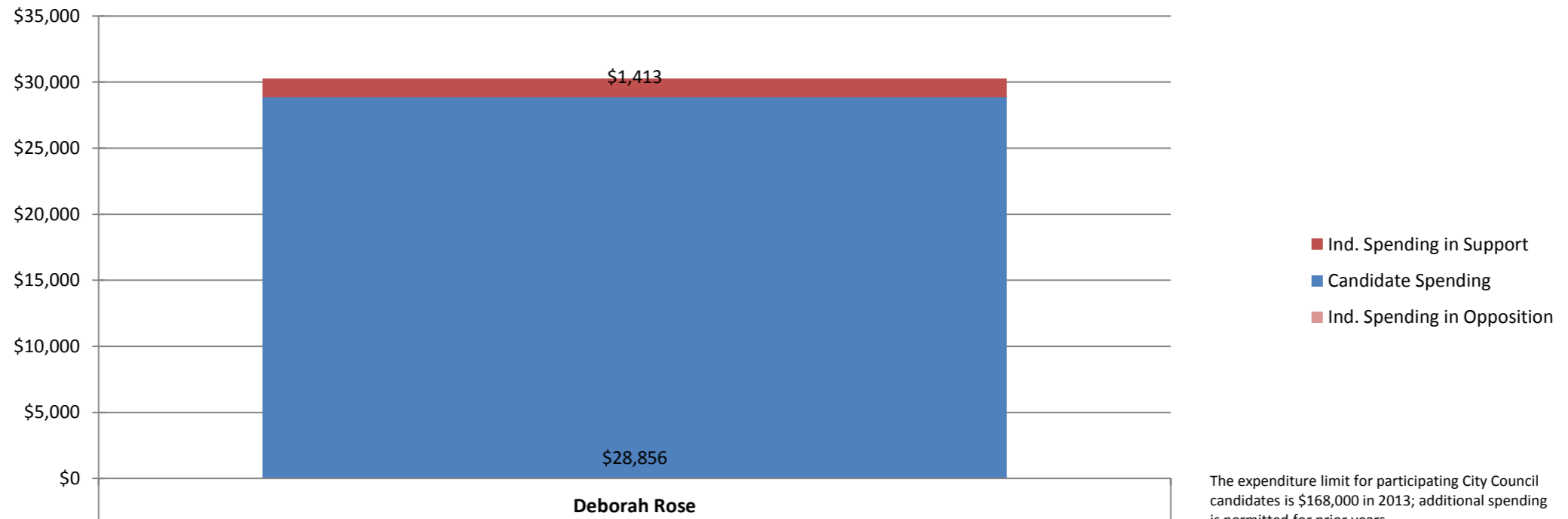
Independent and Candidate Spending - Council District 48 Democratic Primary Candidates by Candidate Spending				Independent Spenders			
Reported non-exempt primary spending through 9/10/13. Candidate data as of 1/11/14; Independent spender data as of 11/28/13. * = indicates non-participant.							
<u>Council District 48</u>	Candidate Spending	Ind. Spending in Support	Ind. Spending in Opposition	<u>Jobs4NY</u>	<u>Small Business Coalition</u>	<u>City Action Coalition PAC</u>	<u>United for the Future</u>
<b>Chaim Deutsch</b>	\$172,178	\$22,296	-\$3,662	-3,662		22,296	
<b>Igor Oberman</b>	\$146,321		-\$21,995	-21,995			
<b>Ari Kagan</b>	\$134,101	\$342,788		284,015	38,696		20,077
<b>Theresa Scavo</b>	\$68,242		-\$24,260	-24,260			
<b>Natraj Bhushan</b>	\$4,672						
<b>Total Spending</b>	\$525,514	\$365,084	\$49,917	333,932	38,696	22,296	20,077
<b>% of Candidate Spending</b>		69%	9%	64%	7%	4%	4%

Winner shown in bold



## Independent and Candidate Spending - Council District 49

### Democratic Primary Candidates by Candidate Spending



The expenditure limit for participating City Council candidates is \$168,000 in 2013; additional spending is permitted for prior years.

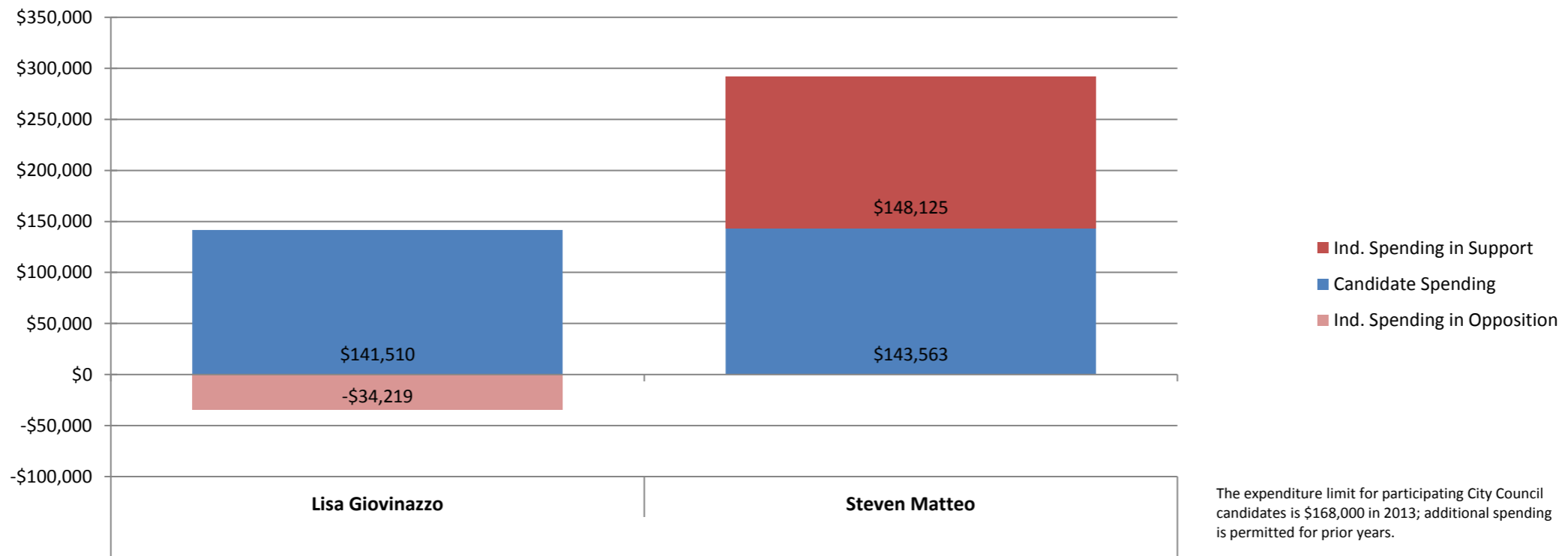
Reported non-exempt primary spending through 9/10/13. Candidate data as of 1/11/14; Independent spender data as of 11/28/13. \* = indicates non-participant.

Independent and Candidate Spending - Council District 49 Democratic Primary Candidates by Candidate Spending				Independent Spenders
Reported non-exempt primary spending through 9/10/13. Candidate data as of 1/11/14; Independent spender data as of 11/28/13. * = indicates non-participant.				
<u>Council District 49</u>	Candidate Spending	Ind. Spending in Support	Ind. Spending in Opposition	<u>United for the Future</u>
<b><u>Deborah Rose</u></b>	\$28,856	\$1,413		1,413
Total Spending	\$28,856	\$1,413		1,413
% of Candidate Spending		5%		5%

*Winner shown in bold*

## Independent and Candidate Spending - Council District 50

### Republican Primary Candidates by Candidate Spending



The expenditure limit for participating City Council candidates is \$168,000 in 2013; additional spending is permitted for prior years.

Reported non-exempt primary spending through 9/10/13. Candidate data as of 1/11/14; Independent spender data as of 11/28/13. \* = indicates non-participant.

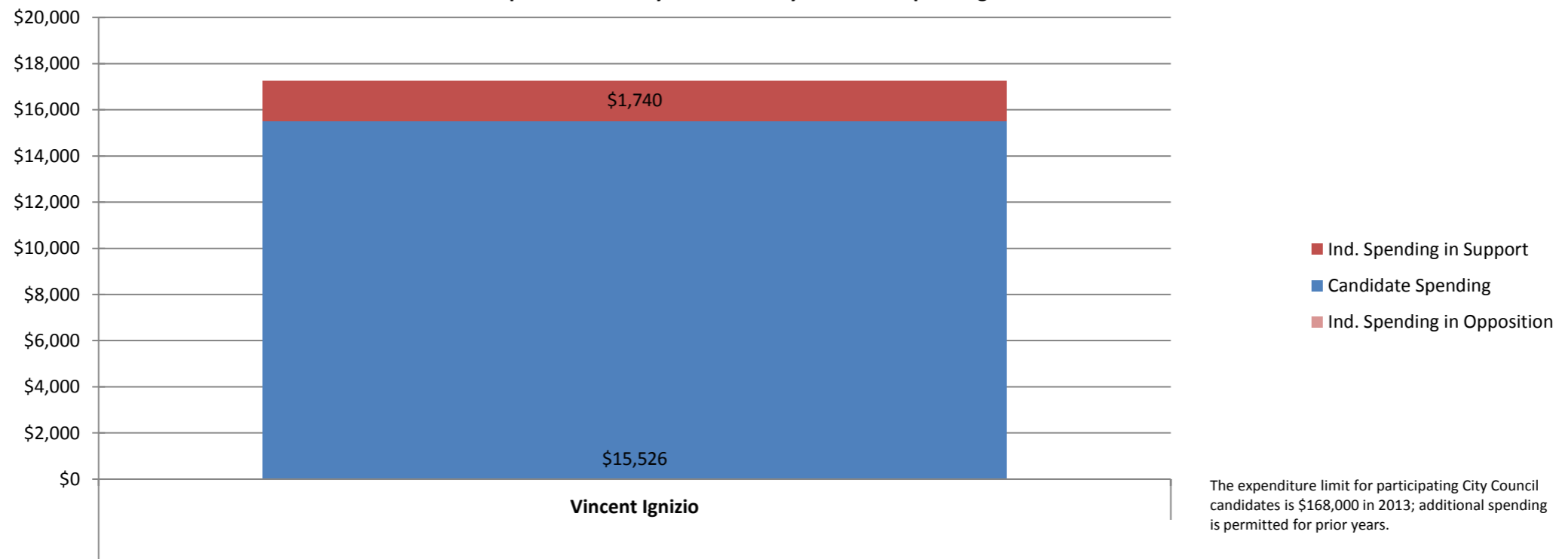
Independent and Candidate Spending - Council District 50 Republican Primary Candidates by Candidate Spending				Independent Spenders		
Reported non-exempt primary spending through 9/10/13. Candidate data as of 1/11/14; Independent spender data as of 11/28/13. * = indicates non-participant.						
<u>Council District 50</u>	Candidate Spending	Ind. Spending in Support	Ind. Spending in Opposition	<u>Jobs4NY</u>	<u>Small Business Coalition</u>	<u>United for the Future</u>
<u>Lisa Giovinazzo</u>	\$141,510		-\$34,219	-34,219		
<b>Steven Matteo</b>	\$143,563	\$148,125		137,654	8,784	1,687
Total Spending	\$285,073	\$148,125	\$34,219	171,873	8,784	1,687
% of Candidate Spending		52%	12%	60%	3%	1%

Winner shown in bold



## Independent and Candidate Spending - Council District 51

### Republican Primary Candidates by Candidate Spending



The expenditure limit for participating City Council candidates is \$168,000 in 2013; additional spending is permitted for prior years.

Reported non-exempt primary spending through 9/10/13. Candidate data as of 1/11/14; Independent spender data as of 11/28/13. \* = indicates non-participant.

Independent and Candidate Spending - Council District 51 Republican Primary Candidates by Candidate Spending				Independent Spenders
Reported non-exempt primary spending through 9/10/13. Candidate data as of 1/11/14; Independent spender data as of 11/28/13. * = indicates non-participant.				
<u>Council District 51</u>	Candidate Spending	Ind. Spending in Support	Ind. Spending in Opposition	<u>United for the Future</u>
<b>Vincent Ignizio</b>	\$15,526	\$1,740		1,740
Total Spending	\$15,526	\$1,740		1,740
% of Candidate Spending		11%		11%

Winner shown in bold